

HYDRAULIC CATALOGUE

Accessories



WHO WE ARE.

Motion delivers a world-class customer-first approach to everything we do. This has firmly established our business as the leader in the market, providing excellence and expertise in industrial products, solutions and services.

For more than 100 years we have been a feature in the Australian industrial landscape giving customers unmatched products and service through an integrated network of branches, workshops and service centres.

We have an ongoing commitment to invest in our people, facilities, IT and systems to ensure we can continue to offer a broad ranging and premium level of engineering design, servicing and turnkey projects to our customers across Australia.

We are committed and proud to keep our customers in motion, every day of the year.

“WE KEEP THE WORLD MOVING”



INDEX

FA - HYDRAULIC FIELD ATTACHABLE FITTINGS

| <u>Part Number</u> | <u>Description</u> | <u>Page</u> |
|--------------------|---|-------------|
| 81-FAF1- | FIELD ATTACHABLE FERRULE - ONE WIRE | 6 |
| 81-FAF2- | FIELD ATTACHABLE FERRULE - TWO WIRE | 6 |
| 81-FA-BPFX- | FIELD ATTACHABLE HOSETAIL - BSPP FEMALE SWIVEL | 6 |
| 81-FA-BPFX45- | FIELD ATTACHABLE HOSETAIL - BSPP FEMALE 45 DEGREE SWIVEL | 6 |
| 81-FA-BPFX90- | FIELD ATTACHABLE HOSETAIL - BSPP FEMALE 90 DEGREE SWIVEL | 6 |
| 81-FA-BPFX90C- | FIELD ATTACHABLE HOSETAIL - BSPP FEMALE 90 DEGREE COMPACT SWIVEL | 7 |
| 81-FA-BTM- | FIELD ATTACHABLE HOSETAIL - BSPT MALE | 7 |
| 81-FA-JCFX- | FIELD ATTACHABLE HOSETAIL - JIC FEMALE SWIVEL | 7 |
| 81-FA-JCFX45- | FIELD ATTACHABLE HOSETAIL - JIC FEMALE 45 DEGREE SWIVEL | 7 |
| 81-FA-JCFX90- | FIELD ATTACHABLE HOSETAIL - JIC FEMALE 90 DEGREE SWIVEL | 8 |
| 81-FA-JCFX90C- | FIELD ATTACHABLE HOSETAIL - JIC FEMALE 90 DEGREE COMPACT SWIVEL | 8 |
| 81-FA-JCFX90L- | FIELD ATTACHABLE HOSETAIL - JIC FEMALE 90 DEGREE LONG DROP SWIVEL | 8 |
| 81-FA-JCM- | FIELD ATTACHABLE HOSETAIL - JIC MALE | 8 |
| 81-FA-OFFX- | FIELD ATTACHABLE HOSETAIL - ORFS FEMALE SWIVEL | 8 |
| 81-FA-OFFX90- | FIELD ATTACHABLE HOSETAIL - ORFS FEMALE 90 DEGREE SWIVEL | 9 |

FG - HYDRAULIC R5 FIELD GRIP / ATTACHABLE FITTINGS

| <u>Part Number</u> | <u>Description</u> | <u>Page</u> |
|--------------------|---|-------------|
| 81-FG-JCFX- | R5 FIELD GRIP / ATTACHABLE HOSETAIL - JIC FEMALE SWIVEL | 9 |
| 81-FG-JCFX45- | R5 FIELD GRIP / ATTACHABLE HOSETAIL - JIC FEMALE 45 DEGREE SWIVEL | 9 |
| 81-FG-JCFX90- | R5 FIELD GRIP / ATTACHABLE HOSETAIL - JIC FEMALE 90 DEGREE SWIVEL | 9 |
| 81-FG-JCM- | R5 FIELD GRIP / ATTACHABLE HOSETAIL - JIC MALE | 10 |
| 81-FG-NPM- | R5 FIELD GRIP / ATTACHABLE HOSETAIL - NPT MALE | 10 |
| 81-FG-SFFX- | R5 FIELD GRIP / ATTACHABLE HOSETAIL - SAE FEMALE SWIVEL | 10 |
| 81-FG-SFM- | R5 FIELD GRIP / ATTACHABLE HOSETAIL - SAE MALE | 10 |

PO - HYDRAULIC PUSH ON FITTINGS

| <u>Part Number</u> | <u>Description</u> | <u>Page</u> |
|--------------------|---|-------------|
| 81-PO-BPFX- | PUSH ON HOSETAIL - BSPP FEMALE SWIVEL | 10 |
| 81-PO-BPFX90C- | PUSH ON HOSETAIL - BSPP FEMALE 90 DEGREE COMPACT SWIVEL | 11 |
| 81-PO-BTM- | PUSH ON HOSETAIL - BSPT MALE | 11 |
| 81-PO-HM- | PUSH ON HOSETAIL - HOSE MENDER / JOINER | 11 |
| 81-PO-JCFX- | PUSH ON HOSETAIL - JIC FEMALE SWIVEL | 11 |
| 81-PO-JCFX90C- | PUSH ON HOSETAIL - JIC FEMALE 90 DEGREE COMPACT SWIVEL | 12 |
| 81-PO-JCM- | PUSH ON HOSETAIL - JIC MALE | 12 |
| 81-PO-LS- | PUSH ON HOSETAIL - LIFESAVER / WELD-ON | 12 |
| 81-PO-NPM- | PUSH ON HOSETAIL - NPT MALE | 12 |
| 81-PO-SFFX- | PUSH ON HOSETAIL - SAE FEMALE SWIVEL | 12 |
| 81-PO-SFFX90C- | PUSH ON HOSETAIL - SAE FEMALE 90 DEGREE COMPACT SWIVEL | 13 |
| 81-PO-SFM- | PUSH ON HOSETAIL - SAE MALE | 13 |

INDEX

ST - HYDRAULIC SUCTION TAIL FITTINGS

| <u>Part Number</u> | <u>Description</u> | <u>Page</u> |
|--------------------|---|-------------|
| 81-ST-BPM- | SUCTION HOSE TAIL - BSPP MALE | 13 |
| 81-ST-BPM90C- | SUCTION HOSE TAIL - BSPP MALE 90 DEGREE | 13 |
| 81-ST-BTM- | SUCTION HOSE TAIL - BSPT MALE | 14 |
| 81-ST-BTM90C- | SUCTION HOSE TAIL - BSPT MALE 90 DEGREE | 14 |
| 81-ST-UNM- | SUCTION HOSE TAIL - UNO MALE | 14 |
| 81-ST-UNM90C- | SUCTION HOSE TAIL - UNO MALE 90 DEGREE | 15 |

SAE FLANGE ACCESSORIES

| <u>Part Number</u> | <u>Description</u> | <u>Page</u> |
|--------------------|---|-------------|
| 82-CFS- | CAT FLANGE SPACER / WASHER TO SUIT CODE 62 | 15 |
| 82-BPF-FHBL- | BSPP FIXED FEMALE - CODE 62 FLANGE BLOCK (CR3 PLATED) | 15 |
| 82-FHBB- | CODE 62 BLIND / BLANKING FLANGE (CR3 PLATED) | 15 |
| 82-FHP- | CODE 62 PLUG TO SUIT FLANGE CLAMPS | 16 |
| 82-FHSC- | CODE 62 SPLIT FLANGE CLAMP (PAIR) | 16 |
| 82-FHCK- | CODE 62 SPLIT FLANGE CLAMP KITS | 16 |
| 82-BPF-FLBL- | BSPP FIXED FEMALE - CODE 61 FLANGE BLOCK (CR3 PLATED) | 16 |
| 82-FLBB- | CODE 61 BLIND / BLANKING FLANGE (CR3 PLATED) | 16 |
| 82-FLP- | CODE 61 PLUG TO SUIT FLANGE CLAMPS | 17 |
| 82-FLSC- | CODE 61 SPLIT FLANGE CLAMP (PAIR) | 17 |
| 82-FLCK- | CODE 61 SPLIT FLANGE CLAMP KITS | 17 |

HC - HOSE CLEANING

| <u>Part Number</u> | <u>Description</u> | <u>Page</u> |
|--------------------|---|-------------|
| 84-HC-PBPC- | PROTECTIVE PLASTIC FEMALE CAP BSP - BAG QUANTITY | 18 |
| 84-HC-PBPP- | PROTECTIVE PLASTIC MALE PLUG BSP - BAG QUANTITY | 18 |
| 84-HC-PJCC- | PROTECTIVE PLASTIC FEMALE CAP JIC - BAG QUANTITY | 18 |
| 84-HC-PJCP- | PROTECTIVE PLASTIC MALE PLUG JIC - BAG QUANTITY | 18 |
| 84-HC-POFC- | PROTECTIVE PLASTIC FEMALE CAP ORFS - BAG QUANTITY | 19 |
| 84-HC-POFP- | PROTECTIVE PLASTIC MALE PLUG ORFS - BAG QUANTITY | 19 |
| 84-HC-GNNZ-KIT | PROJECTILE GUN AND NOZZEL KIT FOR CLEANING HOSE | 19 |
| 84-HC-PSST- | POLY SHOT STANDARD PROJECTILE | 19 |

PC & TC - TUBE AND HOSE CLAMPS

| <u>Part Number</u> | <u>Description</u> | <u>Page</u> |
|--------------------|--|-------------|
| 84-PC-VCSBK- | P-CLAMP - VINYL COATED STEEL BLACK | 20 |
| 84-TC-SNCR- | TUBE CLAMP - SINGLE COMPLETE CLAMP BODY RIBBED | 20 |
| 84-TC-SHCR- | TUBE CLAMP - SINGLE HEAVY COMPLETE CLAMP BODY RIBBED | 21 |
| 84-TC-TWCR- | TUBE CLAMP - TWIN COMPLETE CLAMP BODY RIBBED | 21 |

INDEX

HV - HYDRAULIC VALVES

| <u>Part Number</u> | <u>Description</u> | <u>Page</u> |
|--------------------|---|-------------|
| 86-HV-CHVSB- | CHECK VALVE - STANDARD CRACKING PRESSURE 0.35 TO 0.5 BAR - BSPP | 22 |
| 86-HV-FCCVB- | FLOW CONTROL VALVE C/W CHECK VALVE - BSPP | 22 |
| 86-HV-FCV2B- | FLOW CONTROL VALVE 2 WAY - BSPP | 22 |
| 86-HV-HP2BB- | HIGH PRESSURE BALL VALVE - 2 WAY BLOCK BODY WITH MOUNTING HOLES - BSPP FEMALE | 23 |
| 86-HV-HP2FB- | HIGH PRESSURE BALL VALVE - 2 WAY FORGED TYPE - BSPP FEMALE | 23 |
| 86-HV-HP3BB- | HIGH PRESSURE BALL VALVE - 3 WAY BLOCK BODY - BSPP FEMALE | 23 |
| 86-HV-HPRHD- | HIGH PRESSURE BALL VALVE - REPLACEMENT HANDLE | 23 |

QR - QUICK RELEASE COUPLINGS

| <u>Part Number</u> | <u>Description</u> | <u>Page</u> |
|--------------------|---|-------------|
| 86-QR-BJSFN- | QUICK RELEASE COUPLING - 700BAR JACKING - FEMALE | 23 |
| 86-QR-BJSMN- | QUICK RELEASE COUPLING - 700BAR JACKING - MALE | 23 |
| 86-QR-BNSFB- | QUICK RELEASE COUPLING - BALL 4000/NS INTERCHANGE - FEMALE | 24 |
| 86-QR-BAPFB- | QUICK RELEASE COUPLING - BALL PUSH-PULL 4000/NS INTERCHANGE - FEMALE | 24 |
| 86-QR-BNSMB- | QUICK RELEASE COUPLING - BALL 4000/NS INTERCHANGE - MALE | 24 |
| 86-QR-FFAFB- | QUICK RELEASE COUPLING - FLAT FACE ISO 16028 - FEMALE | 24 |
| 86-QR-FFAFU- | QUICK RELEASE COUPLING - FLAT FACE ISO 16028 - FEMALE / SAE-UNO | 24 |
| 86-QR-FFAMB- | QUICK RELEASE COUPLING - FLAT FACE ISO 16028 - MALE | 25 |
| 86-QR-FFAMU- | QUICK RELEASE COUPLING - FLAT FACE ISO 16028 - MALE / SAE-UNO | 25 |
| 86-QR-FFPMB- | QUICK RELEASE COUPLING - FLAT FACE CONNECT UNDER PRESSURE- MALE | 25 |
| 86-QR-FFAFO-BH | QUICK RELEASE COUPLING - FLAT FACE ISO 16028 - FEMALE / ORFS BULKHEAD | 25 |
| 86-QR-FFAMO-BH | QUICK RELEASE COUPLING - FLAT FACE ISO 16028 - MALE / ORFS BULKHEAD | 25 |
| 86-QR-FSTFB- | QUICK RELEASE COUPLING - FLAT FACE VEP SCREW TOGETHER - FEMALE | 26 |
| 86-QR-FSTMB- | QUICK RELEASE COUPLING - FLAT FACE VEP SCREW TOGETHER - MALE | 26 |
| 86-QR-PASFB- | QUICK RELEASE COUPLING - POPPET ISO 7241-1 SERIES A - FEMALE | 26 |
| 86-QR-PAMFB- | QUICK RELEASE COUPLING - POPPET ISO 7241-1 SERIES A PRESSURE ELIMINATOR PUSH-PULL | 26 |
| 86-QR-PAPFB- | QUICK RELEASE COUPLING - POPPET ISO 7241-1 SERIES A PUSH-PULL - FEMALE | 26 |
| 86-QR-PASMB- | QUICK RELEASE COUPLING - POPPET ISO 7241-1 SERIES A - MALE | 27 |
| 86-QR-PAEMB- | QUICK RELEASE COUPLING - POPPET ISO 7241-1 SERIES A PRESSURE ELIMINATOR - MALE | 27 |
| 86-QR-PBSFB- | QUICK RELEASE COUPLING - POPPET ISO 7241-1 SERIES B - FEMALE | 27 |
| 86-QR-PBSMB- | QUICK RELEASE COUPLING - POPPET ISO 7241-1 SERIES B - MALE | 27 |
| 86-QR-PNVFB- | QUICK RELEASE COUPLING - POPPET 4000/NV INTERCHANGE - FEMALE | 27 |
| 86-QR-PNVFU- | QUICK RELEASE COUPLING - POPPET 4000/NV INTERCHANGE - FEMALE / SAE-UNO | 28 |
| 86-QR-PNVMB- | QUICK RELEASE COUPLING - POPPET 4000/NV INTERCHANGE - MALE | 28 |
| 86-QR-PNVMU- | QUICK RELEASE COUPLING - POPPET 4000/NV INTERCHANGE - MALE / SAE-UNO | 28 |
| 86-QR-PSTFB- | QUICK RELEASE COUPLING - POPPET SCREW TOGETHER - FEMALE | 28 |
| 86-QR-PSTMB- | QUICK RELEASE COUPLING - POPPET SCREW TOGETHER - MALE | 28 |
| 86-QR-PTEFB- | QUICK RELEASE COUPLING - TEMA T PRESSURE ELIMINATOR - FEMALE | 28 |
| 86-QR-PTEMB- | QUICK RELEASE COUPLING - TEMA T PRESSURE ELIMINATOR - MALE | 29 |
| 86-QR-PTMFB- | QUICK RELEASE COUPLING - TEMA T INTERCHANGE - FEMALE | 29 |
| 86-QR-PTMMB- | QUICK RELEASE COUPLING - TEMA T INTERCHANGE - MALE | 29 |
| 86-QR-PTRFB- | QUICK RELEASE COUPLING - PBR TRUCK COUPLING - FEMALE | 29 |

QR - QUICK RELEASE COUPLINGS

| <u>Part Number</u> | <u>Description</u> | <u>Page</u> |
|--------------------|--|-------------|
| 86-QR-PTRMB- | QUICK RELEASE COUPLING - PBR TRUCK COUPLING - MALE | 29 |
| 86-QR-FJPRD- | QUICK RELEASE COUPLING - JACKING PLUG / CAP PVC RED | 29 |
| 86-QR-FFPRD- | QUICK RELEASE COUPLING - FLAT FACE CAP PVC RED | 30 |
| 86-QR-FVABK- | QUICK RELEASE COUPLING - FLAT FACE VEP SCREW TOGETHER PLUG/CAP ALUMINIUM BLACK | 30 |
| 86-QR-FAPRD- | QUICK RELEASE COUPLING - POPPET SERIES A PLUG / CAP PVC RED | 30 |
| 86-QR-FBPRD- | QUICK RELEASE COUPLING - POPPET SERIES B PLUG / CAP PVC RED | 31 |
| 86-QR-FNPRD- | QUICK RELEASE COUPLING - 4000/NV/NS INTERCHANGE PLUG / CAP PVC RED | 31 |
| 86-QR-FSPRD- | QUICK RELEASE COUPLING - POPPET SCREW TOGETHER CAP / PLUG PVC RED | 31 |
| 86-QR-FTPBK- | QUICK RELEASE COUPLING - POPPET TEMA PLUG / CAP PVC BLACK | 31 |
| 86-QR-FPPRD- | QUICK RELEASE COUPLING - PBR TRUCK COUPLING PLUG / CAP PVC RED | 32 |

TE - TEST POINT COUPLINGS

| <u>Part Number</u> | <u>Description</u> | <u>Page</u> |
|---------------------|--|-------------|
| 86-TE-M16-BPM- | TEST POINT COUPLING - M16X2.0 - BSPP MALE THREAD | 32 |
| 86-TE-M16-BTM- | TEST POINT COUPLING - M16X2.0 - BSPT MALE THREAD | 32 |
| 86-TE-M16-MPM- | TEST POINT COUPLING - M16X2.0 - METRIC MALE THREAD | 32 |
| 86-TE-M16-NPM- | TEST POINT COUPLING - M16X2.0 - NPT MALE THREAD | 32 |
| 86-TE-M16-UNM- | TEST POINT COUPLING - M16X2.0 - UNO MALE THREAD | 32 |
| 86-TE-M16-JCM-JCFX- | TEST POINT COUPLING - INLINE M16X2.0 - JIC TEE | 32 |

HT - HYDRAULIC TUBE

| <u>Part Number</u> | <u>Description</u> | <u>Page</u> |
|--------------------|---|-------------|
| 84-HT-IMST- | HYDRAULIC TUBE - IMPERIAL SEAMLESS TUBE | 32 |

HI - HOSE IDENTIFICATION - HEAT SHRINK

| <u>Part Number</u> | <u>Description</u> | <u>Page</u> |
|--------------------|---|-------------|
| 88-HI-HABK- | HOSE IDENTIFICATION - HEAT SHRINK ADHESIVE BLACK - 1.2M | 33 |
| 88-HI-HSBL- | HOSE IDENTIFICATION - HEAT SHRINK BLUE | 33 |
| 88-HI-HSCL- | HOSE IDENTIFICATION - HEAT SHRINK CLEAR | 33 |
| 88-HI-HSRD- | HOSE IDENTIFICATION - HEAT SHRINK RED | 33 |

HP - HOSE PROTECTION

| <u>Part Number</u> | <u>Description</u> | <u>Page</u> |
|--------------------|---|-------------|
| 88-HP-AWST- | HOSE PROTECTION - ARMOUR WIRE STEEL | 33 |
| 88-HP-BRBK- | HOSE PROTECTION - BEND RESTRICTOR | 34 |
| 88-HP-BBST- | HOSE PROTECTION - S/S HOSE BUNCH BINDER | 34 |
| 88-HP-BBRS- | HOSE PROTECTION - BUNCH BINDER REPLACEMENT STRAP | 34 |
| 88-HP-BSFB- | HOSE PROTECTION - HOSE BUNCH STRAP FRAS | 34 |
| 88-HP-BSSB- | HOSE PROTECTION - HOSE BUNCH STRAP STANDARD | 34 |
| 88-HP-CCSS- | HOSE PROTECTION - STAINLESS STEEL CRIMP COLLARS | 34 |
| 88-HP-FSRD- | HOSE PROTECTION - FIRE SLEEVE SILICONE JACKET RED | 34 |

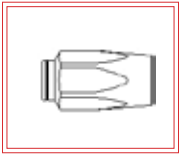
HP - HOSE PROTECTION

| <u>Part Number</u> | <u>Description</u> | <u>Page</u> |
|--------------------|---|-------------|
| 88-HP-SFBK- | HOSE PROTECTION - SPIRAL GUARD FRAS BLACK | 35 |
| 88-HP-SFRD- | HOSE PROTECTION - SPIRAL GUARD FRAS RED | 35 |
| 88-HP-SGBK- | HOSE PROTECTION - SPIRAL GUARD BLACK | 35 |
| 88-HP-SGRD- | HOSE PROTECTION - SPIRAL GUARD RED | 35 |
| 88-HP-SGBL- | HOSE PROTECTION - SPIRAL GUARD BLUE | 35 |
| 88-HP-SGGR- | HOSE PROTECTION - SPIRAL GUARD GREEN | 35 |
| 88-HP-SGOR- | HOSE PROTECTION - SPIRAL GUARD ORANGE | 35 |
| 88-HP-SGWH- | HOSE PROTECTION - SPIRAL GUARD WHITE | 35 |
| 88-HP-SGYL- | HOSE PROTECTION - SPIRAL GUARD YELLOW | 35 |
| 88-HP-SRBK- | HOSE PROTECTION - SPIRAL GUARD FIRE RETARDANT BLACK | 36 |
| 88-HP-SRRD- | HOSE PROTECTION - SPIRAL GUARD FIRE RETARDANT RED | 36 |
| 88-HP-SLBK- | HOSE PROTECTION - SLEEVE MSHA BLACK | 36 |
| 88-HP-SLRD- | HOSE PROTECTION - SLEEVE MSHA RED | 36 |

COPYRIGHT 2025. All rights reserved. This document remains the property of Motion Asia Pacific Pty Ltd and may not be reproduced in any form, in whole or in part, without the written permission of Motion Asia Pacific Pty Ltd. **Catalogue 2025 version.**

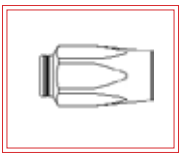
FA - HYDRAULIC FIELD ATTACHABLE FITTINGS

FIELD ATTACHABLE FERRULE - ONE WIRE



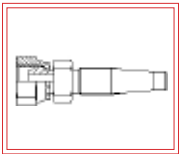
| PART NUMBER | HOSE | |
|-------------|-----------|---------|
| | DASH SIZE | ID SIZE |
| 81-FAF1-03 | 03 | 3/16" |
| 81-FAF1-04 | 04 | 1/4" |
| 81-FAF1-06 | 06 | 3/8" |
| 81-FAF1-08 | 08 | 1/2" |
| 81-FAF1-12 | 12 | 3/4" |
| 81-FAF1-16 | 16 | 1" |

FIELD ATTACHABLE FERRULE - TWO WIRE



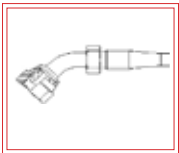
| PART NUMBER | HOSE | |
|-------------|-----------|---------|
| | DASH SIZE | ID SIZE |
| 81-FAF2-04 | 04 | 1/4" |
| 81-FAF2-06 | 06 | 3/8" |
| 81-FAF2-08 | 08 | 1/2" |
| 81-FAF2-12 | 12 | 3/4" |
| 81-FAF2-16 | 16 | 1" |

FIELD ATTACHABLE HOSETAIL - BSP FEMALE SWIVEL



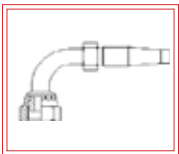
| PART NUMBER | HOSE | | THREAD | | HEX 1 | HEX 2 | CUT OFF FACTOR | DROP |
|-----------------|-----------|---------|-----------|---------|-------|-------|----------------|------|
| | DASH SIZE | ID SIZE | DASH SIZE | ID SIZE | | | | |
| 81-FA-BPFX-0402 | 04 | 1/4" | 02 | 1/8"-28 | 14 | 14 | 28.0 | 0.0 |
| 81-FA-BPFX-0404 | 04 | 1/4" | 04 | 1/4"-19 | 19 | 16 | 30.0 | 0.0 |
| 81-FA-BPFX-0406 | 04 | 1/4" | 06 | 3/8"-19 | 22 | 19 | 33.0 | 0.0 |
| 81-FA-BPFX-0604 | 06 | 3/8" | 04 | 1/4"-19 | 22 | 16 | 33.0 | 0.0 |
| 81-FA-BPFX-0606 | 06 | 3/8" | 06 | 3/8"-19 | 22 | 19 | 34.0 | 0.0 |
| 81-FA-BPFX-0608 | 06 | 3/8" | 08 | 1/2"-14 | 27 | 22 | 34.0 | 0.0 |
| 81-FA-BPFX-0806 | 08 | 1/2" | 06 | 3/8"-19 | 27 | 19 | 34.0 | 0.0 |
| 81-FA-BPFX-0808 | 08 | 1/2" | 08 | 1/2"-14 | 27 | 22 | 34.0 | 0.0 |
| 81-FA-BPFX-0812 | 08 | 1/2" | 12 | 3/4"-14 | 27 | 27 | 40.0 | 0.0 |
| 81-FA-BPFX-1212 | 12 | 3/4" | 12 | 3/4"-14 | 32 | 27 | 40.0 | 0.0 |
| 81-FA-BPFX-1616 | 16 | 1" | 16 | 1"-11 | 38 | 36 | 45.0 | 0.0 |

FIELD ATTACHABLE HOSETAIL - BSP FEMALE 45 DEGREE SWIVEL



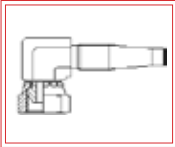
| PART NUMBER | HOSE | | THREAD | | HEX 1 | HEX 2 | CUT OFF FACTOR | DROP |
|-------------------|-----------|---------|-----------|---------|-------|-------|----------------|------|
| | DASH SIZE | ID SIZE | DASH SIZE | ID SIZE | | | | |
| 81-FA-BPFX45-0404 | 04 | 1/4" | 04 | 1/4"-19 | 19 | 14 | 45.0 | 16.0 |
| 81-FA-BPFX45-0606 | 06 | 3/8" | 06 | 3/8"-19 | 22 | 17 | 56.0 | 20.0 |
| 81-FA-BPFX45-0808 | 08 | 1/2" | 08 | 1/2"-14 | 27 | 22 | 65.0 | 24.0 |
| 81-FA-BPFX45-1212 | 12 | 3/4" | 12 | 3/4"-14 | 32 | 27 | 70.0 | 28.0 |
| 81-FA-BPFX45-1616 | 16 | 1" | 16 | 1"-11 | 38 | 36 | 100.0 | 33.0 |

FIELD ATTACHABLE HOSETAIL - BSP FEMALE 90 DEGREE COMPACT SWIVEL



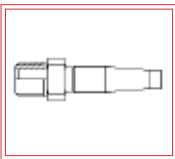
| PART NUMBER | HOSE | | THREAD | | HEX 1 | HEX 2 | CUT OFF FACTOR | DROP |
|-------------------|-----------|---------|-----------|---------|-------|-------|----------------|------|
| | DASH SIZE | ID SIZE | DASH SIZE | ID SIZE | | | | |
| 81-FA-BPFX90-0404 | 04 | 1/4" | 04 | 1/4"-19 | 19 | 14 | 39.0 | 31.0 |
| 81-FA-BPFX90-0606 | 06 | 3/8" | 06 | 3/8"-19 | 22 | 17 | 48.0 | 40.0 |
| 81-FA-BPFX90-0608 | 06 | 3/8" | 08 | 1/2"-14 | 22 | 22 | 48.0 | 40.0 |
| 81-FA-BPFX90-0808 | 08 | 1/2" | 08 | 1/2"-14 | 27 | 22 | 57.0 | 48.0 |
| 81-FA-BPFX90-1212 | 12 | 3/4" | 12 | 3/4"-14 | 32 | 27 | 77.0 | 60.0 |
| 81-FA-BPFX90-1616 | 16 | 1" | 16 | 1"-11 | 38 | 36 | 94.0 | 73.0 |

FIELD ATTACHABLE HOSETAIL - BSP FEMALE 90 DEGREE COMPACT SWIVEL



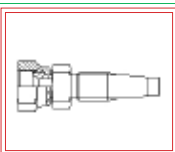
| PART NUMBER | HOSE | | THREAD | | HEX 1 | HEX 2 | CUT OFF FACTOR | DROP |
|--------------------|-----------|---------|-----------|---------|-------|-------|----------------|------|
| | DASH SIZE | ID SIZE | DASH SIZE | ID SIZE | | | | |
| 81-FA-BPFX90C-0404 | 04 | 1/4" | 04 | 1/4"-19 | 19 | - | 24.0 | 22.0 |
| 81-FA-BPFX90C-0606 | 06 | 3/8" | 06 | 3/8"-19 | 22 | - | 26.0 | 26.0 |
| 81-FA-BPFX90C-0608 | 06 | 3/8" | 08 | 1/2"-14 | 27 | - | 31.0 | 30.0 |
| 81-FA-BPFX90C-0808 | 08 | 1/2" | 08 | 1/2"-14 | 27 | - | 31.0 | 30.0 |
| 81-FA-BPFX90C-1212 | 12 | 3/4" | 12 | 3/4"-14 | 32 | - | 36.0 | 33.0 |
| 81-FA-BPFX90C-1616 | 16 | 1" | 16 | 1"-11 | 38 | - | 44.0 | 44.0 |

FIELD ATTACHABLE HOSETAIL - BSPT MALE



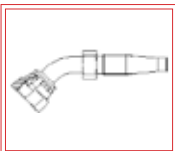
| PART NUMBER | HOSE | | THREAD | | HEX 1 | HEX 2 | CUT OFF FACTOR | DROP |
|----------------|-----------|---------|-----------|---------|-------|-------|----------------|------|
| | DASH SIZE | ID SIZE | DASH SIZE | ID SIZE | | | | |
| 81-FA-BTM-0402 | 04 | 1/4" | 02 | 1/8"-28 | 14 | - | 31.0 | 0.0 |
| 81-FA-BTM-0404 | 04 | 1/4" | 04 | 1/4"-19 | 17 | - | 36.0 | 0.0 |
| 81-FA-BTM-0406 | 04 | 1/4" | 06 | 3/8"-19 | 19 | - | 36.0 | 0.0 |
| 81-FA-BTM-0604 | 06 | 3/8" | 04 | 1/4"-19 | 19 | - | 38.0 | 0.0 |
| 81-FA-BTM-0606 | 06 | 3/8" | 06 | 3/8"-19 | 19 | - | 34.0 | 0.0 |
| 81-FA-BTM-0608 | 06 | 3/8" | 08 | 1/2"-14 | 22 | - | 41.0 | 0.0 |
| 81-FA-BTM-0806 | 08 | 1/2" | 06 | 3/8"-19 | 22 | - | 38.0 | 0.0 |
| 81-FA-BTM-0808 | 08 | 1/2" | 08 | 1/2"-14 | 22 | - | 42.0 | 0.0 |
| 81-FA-BTM-1212 | 12 | 3/4" | 12 | 3/4"-14 | 30 | - | 47.0 | 0.0 |
| 81-FA-BTM-1616 | 16 | 1" | 16 | 1"-11 | 36 | - | 54.0 | 0.0 |

FIELD ATTACHABLE HOSETAIL - JIC FEMALE SWIVEL



| PART NUMBER | HOSE | | THREAD | | HEX 1 | HEX 2 | CUT OFF FACTOR | DROP |
|-----------------|-----------|---------|-----------|------------|-------|-------|----------------|------|
| | DASH SIZE | ID SIZE | DASH SIZE | ID SIZE | | | | |
| 81-FA-JCFX-0304 | 03 | 3/16" | 04 | 7/16"-20 | 14 | 14 | 28.0 | 0.0 |
| 81-FA-JCFX-0404 | 04 | 1/4" | 04 | 7/16"-20 | 14 | 14 | 28.0 | 0.0 |
| 81-FA-JCFX-0405 | 04 | 1/4" | 05 | 1/2"-20 | 16 | 14 | 28.0 | 0.0 |
| 81-FA-JCFX-0406 | 04 | 1/4" | 06 | 9/16"-18 | 18 | 17 | 30.0 | 0.0 |
| 81-FA-JCFX-0606 | 06 | 3/8" | 06 | 9/16"-18 | 18 | 17 | 31.0 | 0.0 |
| 81-FA-JCFX-0608 | 06 | 3/8" | 08 | 3/4"-16 | 22 | 22 | 32.0 | 0.0 |
| 81-FA-JCFX-0610 | 06 | 3/8" | 10 | 7/8"-14 | 25 | 22 | 33.0 | 0.0 |
| 81-FA-JCFX-0808 | 08 | 1/2" | 08 | 3/4"-16 | 22 | 22 | 32.0 | 0.0 |
| 81-FA-JCFX-0810 | 08 | 1/2" | 10 | 7/8"-14 | 25 | 22 | 33.0 | 0.0 |
| 81-FA-JCFX-1212 | 12 | 3/4" | 12 | 1-1/16"-12 | 32 | 27 | 39.0 | 0.0 |
| 81-FA-JCFX-1216 | 12 | 3/4" | 16 | 1-5/16"-12 | 32 | 36 | 42.0 | 0.0 |
| 81-FA-JCFX-1616 | 16 | 1" | 16 | 1-5/16"-12 | 38 | 36 | 42.0 | 0.0 |

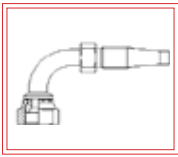
FIELD ATTACHABLE HOSETAIL - JIC FEMALE 45 DEGREE SWIVEL



| PART NUMBER | HOSE | | THREAD | | HEX 1 | HEX 2 | CUT OFF FACTOR | DROP |
|-------------------|-----------|---------|-----------|------------|-------|-------|----------------|------|
| | DASH SIZE | ID SIZE | DASH SIZE | ID SIZE | | | | |
| 81-FA-JCFX45-0404 | 04 | 1/4" | 04 | 7/16"-20 | 14 | 14 | 44.0 | 14.0 |
| 81-FA-JCFX45-0405 | 04 | 1/4" | 05 | 1/2"-20 | 16 | 14 | 44.0 | 15.0 |
| 81-FA-JCFX45-0406 | 04 | 1/4" | 06 | 9/16"-18 | 18 | 14 | 44.0 | 15.0 |
| 81-FA-JCFX45-0606 | 06 | 3/8" | 06 | 9/16"-18 | 17.5 | 17 | 54.0 | 18.0 |
| 81-FA-JCFX45-0608 | 06 | 3/8" | 08 | 3/4"-16 | 22.2 | 19 | 55.0 | 19.0 |
| 81-FA-JCFX45-0808 | 08 | 1/2" | 08 | 3/4"-16 | 22.2 | 22 | 63.0 | 22.0 |
| 81-FA-JCFX45-0810 | 08 | 1/2" | 10 | 7/8"-14 | 25.4 | 22 | 65.0 | 23.0 |
| 81-FA-JCFX45-1212 | 12 | 3/4" | 12 | 1-1/16"-12 | 32 | 27 | 84.0 | 27.0 |
| 81-FA-JCFX45-1216 | 12 | 3/4" | 16 | 1-5/16"-12 | 38 | 36 | 99.0 | 31.0 |
| 81-FA-JCFX45-1616 | 16 | 1" | 16 | 1-5/16"-12 | 38 | 36 | 99.0 | 31.0 |

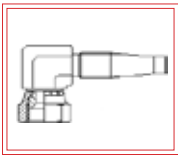
HYDRAULIC ACCESORIES

FIELD ATTACHABLE HOSETAIL - JIC FEMALE 90 DEGREE SWIVEL



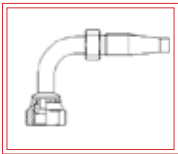
| PART NUMBER | HOSE | | THREAD | | HEX 1 | HEX 2 | CUT OFF FACTOR | DROP |
|-------------------|-----------|---------|-----------|------------|-------|-------|----------------|------|
| | DASH SIZE | ID SIZE | DASH SIZE | ID SIZE | | | | |
| 81-FA-JCFX90-0404 | 04 | 1/4" | 04 | 7/16"-20 | 14 | 14 | 35.0 | 29.0 |
| 81-FA-JCFX90-0405 | 04 | 1/4" | 05 | 1/2"-20 | 18 | 14 | 35.0 | 30.0 |
| 81-FA-JCFX90-0406 | 04 | 1/4" | 06 | 9/16"-18 | 18 | 14 | 35.0 | 30.0 |
| 81-FA-JCFX90-0606 | 06 | 3/8" | 06 | 9/16"-18 | 18 | 17 | 48.0 | 37.0 |
| 81-FA-JCFX90-0608 | 06 | 3/8" | 08 | 3/4"-16 | 22 | 19 | 48.0 | 38.0 |
| 81-FA-JCFX90-0808 | 08 | 1/2" | 08 | 3/4"-16 | 22 | 22 | 57.0 | 45.0 |
| 81-FA-JCFX90-0810 | 08 | 1/2" | 10 | 7/8"-14 | 25 | 22 | 57.0 | 47.0 |
| 81-FA-JCFX90-1212 | 12 | 3/4" | 12 | 1-1/16"-12 | 32 | 27 | 77.0 | 59.0 |
| 81-FA-JCFX90-1216 | 12 | 3/4" | 16 | 1-5/16"-12 | 38 | 36 | 94.0 | 70.0 |
| 81-FA-JCFX90-1616 | 16 | 1" | 16 | 1-5/16"-12 | 38 | 36 | 94.0 | 70.0 |

FIELD ATTACHABLE HOSETAIL - JIC FEMALE 90 DEGREE COMPACT SWIVEL



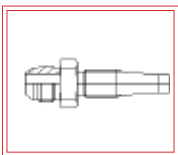
| PART NUMBER | HOSE | | THREAD | | HEX 1 | HEX 2 | CUT OFF FACTOR | DROP |
|--------------------|-----------|---------|-----------|------------|-------|-------|----------------|------|
| | DASH SIZE | ID SIZE | DASH SIZE | ID SIZE | | | | |
| 81-FA-JCFX90C-0404 | 04 | 1/4" | 04 | 7/16"-20 | 14 | - | 24.0 | 20.0 |
| 81-FA-JCFX90C-0405 | 04 | 1/4" | 05 | 1/2"-20 | 16 | - | 25.0 | 23.0 |
| 81-FA-JCFX90C-0406 | 04 | 1/4" | 06 | 9/16"-18 | 18 | - | 25.0 | 23.0 |
| 81-FA-JCFX90C-0606 | 06 | 3/8" | 06 | 9/16"-18 | 18 | - | 26.0 | 23.0 |
| 81-FA-JCFX90C-0608 | 06 | 3/8" | 08 | 3/4"-16 | 22 | - | 31.0 | 28.0 |
| 81-FA-JCFX90C-0808 | 08 | 1/2" | 08 | 3/4"-16 | 22 | - | 32.0 | 28.0 |
| 81-FA-JCFX90C-0810 | 08 | 1/2" | 10 | 7/8"-14 | 25 | - | 32.0 | 29.0 |
| 81-FA-JCFX90C-1212 | 12 | 3/4" | 12 | 1-1/16"-12 | 32 | - | 33.0 | 30.0 |
| 81-FA-JCFX90C-1616 | 16 | 1" | 16 | 1-5/16"-12 | 38 | - | 33.0 | 44.0 |

FIELD ATTACHABLE HOSETAIL - JIC FEMALE 90 DEGREE LONG DROP SWIVEL



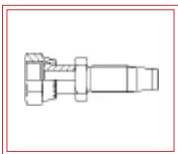
| PART NUMBER | HOSE | | THREAD | | HEX 1 | HEX 2 | CUT OFF FACTOR | DROP |
|--------------------|-----------|---------|-----------|----------|-------|-------|----------------|------|
| | DASH SIZE | ID SIZE | DASH SIZE | ID SIZE | | | | |
| 81-FA-JCFX90L-0406 | 04 | 1/4" | 06 | 9/16"-18 | 18 | 14 | 35.0 | 50.0 |
| 81-FA-JCFX90L-0606 | 06 | 3/8" | 06 | 9/16"-18 | 18 | 17 | 48.0 | 57.0 |
| 81-FA-JCFX90L-0808 | 08 | 1/2" | 08 | 3/4"-16 | 22 | 22 | 57.0 | 75.0 |

FIELD ATTACHABLE HOSETAIL - JIC MALE



| PART NUMBER | HOSE | | THREAD | | HEX 1 | HEX 2 | CUT OFF FACTOR | DROP |
|----------------|-----------|---------|-----------|------------|-------|-------|----------------|------|
| | DASH SIZE | ID SIZE | DASH SIZE | ID SIZE | | | | |
| 81-FA-JCM-0404 | 04 | 1/4" | 04 | 7/16"-20 | 14 | - | 34.0 | 0.0 |
| 81-FA-JCM-0405 | 04 | 1/4" | 05 | 1/2"-20 | 14 | - | 35.0 | 0.0 |
| 81-FA-JCM-0406 | 04 | 1/4" | 06 | 9/16"-18 | 17 | - | 35.0 | 0.0 |
| 81-FA-JCM-0606 | 06 | 3/8" | 06 | 9/16"-18 | 17 | - | 36.0 | 0.0 |
| 81-FA-JCM-0608 | 06 | 3/8" | 08 | 3/4"-16 | 22 | - | 38.0 | 0.0 |
| 81-FA-JCM-0808 | 08 | 1/2" | 08 | 3/4"-16 | 22 | - | 38.0 | 0.0 |
| 81-FA-JCM-0810 | 08 | 1/2" | 10 | 7/8"-14 | 24 | - | 41.0 | 0.0 |
| 81-FA-JCM-1212 | 12 | 3/4" | 12 | 1-1/16"-12 | 30 | - | 48.0 | 0.0 |
| 81-FA-JCM-1216 | 12 | 3/4" | 16 | 1-5/16"-12 | 36 | - | 52.0 | 0.0 |
| 81-FA-JCM-1616 | 16 | 1" | 16 | 1-5/16"-12 | 36 | - | 52.0 | 0.0 |

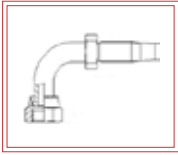
FIELD ATTACHABLE HOSETAIL - ORFS FEMALE SWIVEL



| PART NUMBER | HOSE | | THREAD | | HEX 1 | HEX 2 | CUT OFF FACTOR | DROP |
|-----------------|-----------|---------|-----------|-----------|-------|-------|----------------|------|
| | DASH SIZE | ID SIZE | DASH SIZE | ID SIZE | | | | |
| 81-FA-OFFX-0404 | 04 | 1/4" | 04 | 9/16"-18 | 18 | 17 | 38.0 | 0.0 |
| 81-FA-OFFX-0606 | 06 | 3/8" | 06 | 11/16"-16 | 21 | 19 | 40.0 | 0.0 |
| 81-FA-OFFX-0808 | 08 | 1/2" | 08 | 13/16"-16 | 24 | 22 | 45.0 | 0.0 |

HYDRAULIC ACCESSORIES

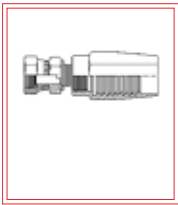
FIELD ATTACHABLE HOSETAIL - ORFS FEMALE 90 DEGREE SWIVEL



| PART NUMBER | HOSE | | THREAD | | HEX 1 | HEX 2 | CUT OFF FACTOR | DROP |
|-------------------|-----------|---------|-----------|-----------|-------|-------|----------------|------|
| | DASH SIZE | ID SIZE | DASH SIZE | ID SIZE | | | | |
| 81-FA-OFFX90-0404 | 04 | 1/4" | 04 | 9/16"-18 | 18 | 14 | 43.0 | 25.0 |
| 81-FA-OFFX90-0606 | 06 | 3/8" | 06 | 11/16"-16 | 21 | 19 | 49.0 | 38.0 |
| 81-FA-OFFX90-0808 | 08 | 1/2" | 08 | 13/16"-16 | 24 | 22 | 56.0 | 41.0 |

FG - HYDRAULIC R5 FIELD GRIP / ATTACHABLE FITTINGS


R5 FIELD GRIP / ATTACHABLE HOSETAIL - JIC FEMALE SWIVEL



| PART NUMBER | HOSE | | THREAD | | HEX 1 | FERRULE | CUT OFF FACTOR | DROP |
|-----------------|-----------|----------|-----------|------------|--------|---------|----------------|------|
| | DASH SIZE | ID SIZE | DASH SIZE | ID SIZE | | | | |
| 81-FG-JCFX-0404 | 04 | 3/16" | 04 | 7/16"-20 | 9/16" | 5/8" | 30.2 | 0.0 |
| 81-FG-JCFX-0505 | 05 | 1/4" | 05 | 1/2"-20 | 5/8" | 11/16" | 32.9 | 0.0 |
| 81-FG-JCFX-0606 | 06 | 5/16" | 06 | 9/16"-18 | 11/16" | 13/16" | 35.7 | 0.0 |
| 81-FG-JCFX-0808 | 08 | 13/32" | 08 | 3/4"-16 | 7/8" | 15/16" | 40.1 | 0.0 |
| 81-FG-JCFX-0810 | 08 | 13/32" | 10 | 7/8"-14 | 1" | 15/16" | 41.5 | 0.0 |
| 81-FG-JCFX-1008 | 10 | 1/2" | 08 | 3/4"-16 | 7/8" | 15/16" | 41.5 | 0.0 |
| 81-FG-JCFX-1010 | 10 | 1/2" | 10 | 7/8"-14 | 1" | 1-1/8" | 42.5 | 0.0 |
| 81-FG-JCFX-1212 | 12 | 5/8" | 12 | 1-1/16"-12 | 1-1/4" | 1-1/4" | 48.8 | 0.0 |
| 81-FG-JCFX-1616 | 16 | 7/8" | 16 | 1-5/16"-12 | 1 1/2" | 1-7/16" | 48.8 | 0.0 |
| 81-FG-JCFX-2020 | 20 | 1 1/8" | 20 | 1-5/8"-12 | 2 | 1-3/4" | 63.5 | 0.0 |
| 81-FG-JCFX-2424 | 24 | 1 3/8" | 24 | 1-7/8"-12 | - | - | - | 0.0 |
| 81-FG-JCFX-3232 | 32 | 1 13/16" | 32 | 2-1/2"-12 | - | - | - | 0.0 |

* FERRULE INCLUDED*

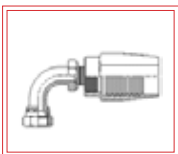
R5 FIELD GRIP / ATTACHABLE HOSETAIL - JIC FEMALE 45 DEGREE SWIVEL



| PART NUMBER | HOSE | | THREAD | | HEX 1 | FERRULE | CUT OFF FACTOR | DROP |
|-------------------|-----------|---------|-----------|------------|--------|---------|----------------|------|
| | DASH SIZE | ID SIZE | DASH SIZE | ID SIZE | | | | |
| 81-FG-JCFX45-0404 | 04 | 3/16" | 04 | 7/16"-20 | 9/16" | 5/8" | 28.2 | 8.3 |
| 81-FG-JCFX45-0505 | 05 | 1/4" | 05 | 1/2"-20 | 9/16" | 11/16" | 32.5 | 9.1 |
| 81-FG-JCFX45-0606 | 06 | 5/16" | 06 | 9/16"-18 | 9/16" | 13/16" | 33.7 | 9.9 |
| 81-FG-JCFX45-0808 | 08 | 13/32" | 08 | 3/4"-16 | 11/16" | 15/16" | 46.8 | 13.9 |
| 81-FG-JCFX45-1010 | 10 | 1/2" | 10 | 7/8"-14 | 7/8" | 1-1/8" | 49.6 | 15.9 |
| 81-FG-JCFX45-1212 | 12 | 5/8" | 12 | 1-1/16"-12 | 1-1/8" | 1-1/4" | 56.4 | 19.5 |
| 81-FG-JCFX45-1616 | 16 | 7/8" | 16 | 1-5/16"-12 | 1-3/8" | 1-7/16" | 56.8 | 22.6 |

* FERRULE INCLUDED*

R5 FIELD GRIP / ATTACHABLE HOSETAIL - JIC FEMALE 90 DEGREE SWIVEL

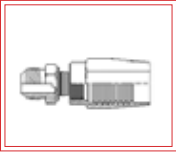


| PART NUMBER | HOSE | | THREAD | | HEX 1 | FERRULE | CUT OFF FACTOR | DROP |
|-------------------|-----------|---------|-----------|------------|--------|---------|----------------|------|
| | DASH SIZE | ID SIZE | DASH SIZE | ID SIZE | | | | |
| 81-FG-JCFX90-0404 | 04 | 3/16" | 04 | 7/16"-20 | 9/16" | 5/8" | 25.4 | 17.5 |
| 81-FG-JCFX90-0505 | 05 | 1/4" | 05 | 1/2"-20 | 9/16" | 11/16" | 30.2 | 19.5 |
| 81-FG-JCFX90-0606 | 06 | 5/16" | 06 | 9/16"-18 | 9/16" | 13/16" | 31.4 | 21.4 |
| 81-FG-JCFX90-0808 | 08 | 13/32" | 08 | 3/4"-16 | 11/16" | 15/16" | 40.9 | 27.8 |
| 81-FG-JCFX90-1010 | 10 | 1/2" | 10 | 7/8"-14 | 7/8" | 1-1/8" | 42.1 | 31.4 |
| 81-FG-JCFX90-1212 | 12 | 5/8" | 12 | 1-1/16"-12 | 1-1/8" | 1-1/4" | 55.2 | 46.0 |
| 81-FG-JCFX90-1616 | 16 | 7/8" | 16 | 1-5/16"-12 | 1-3/8" | 1-7/16" | 57.9 | 54.4 |

* FERRULE INCLUDED*

HYDRAULIC ACCESORIES

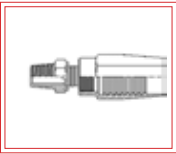
R5 FIELD GRIP / ATTACHABLE HOSETAIL - JIC MALE



| PART NUMBER | HOSE | | THREAD | | HEX 1 | FERRULE | CUT OFF FACTOR | DROP |
|----------------|-----------|---------|-----------|------------|--------|---------|----------------|------|
| | DASH SIZE | ID SIZE | DASH SIZE | ID SIZE | | | | |
| 81-FG-JCM-0404 | 04 | 3/16" | 04 | 7/16"-20 | 1/2" | 5/8" | 27.8 | 0.0 |
| 81-FG-JCM-0505 | 05 | 1/4" | 05 | 1/2"-20 | 9/16" | 11/16" | 29.8 | 0.0 |
| 81-FG-JCM-0606 | 06 | 5/16" | 06 | 9/16"-18 | 5/8" | 13/16" | 31.0 | 0.0 |
| 81-FG-JCM-0808 | 08 | 13/32" | 08 | 3/4"-16 | 13/16" | 15/16" | 33.3 | 0.0 |
| 81-FG-JCM-1010 | 10 | 1/2" | 10 | 7/8"-14 | 15/16" | 1-1/8" | 38.1 | 0.0 |
| 81-FG-JCM-1212 | 12 | 5/8" | 12 | 1-1/16"-12 | 1-1/8" | 1-1/4" | 45.2 | 0.0 |
| 81-FG-JCM-1616 | 16 | 7/8" | 16 | 1-5/16"-12 | 1-3/8" | 1-7/16" | 42.9 | 0.0 |

* FERRULE INCLUDED*

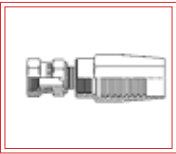
R5 FIELD GRIP / ATTACHABLE HOSETAIL - NPT MALE



| PART NUMBER | HOSE | | THREAD | | HEX 1 | FERRULE | CUT OFF FACTOR | DROP |
|----------------|-----------|---------|-----------|---------|-------|---------|----------------|------|
| | DASH SIZE | ID SIZE | DASH SIZE | ID SIZE | | | | |
| 81-FG-NPM-0402 | 04 | 3/16" | 02 | 1/8"-27 | 9/16" | 5/8" | 23.4 | 0.0 |
| 81-FG-NPM-0404 | 04 | 3/16" | 04 | 1/4"-18 | 9/16" | 5/8" | 28.2 | 0.0 |

* FERRULE INCLUDED*

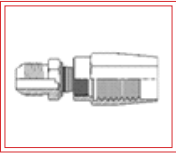
R5 FIELD GRIP / ATTACHABLE HOSETAIL - SAE FEMALE SWIVEL



| PART NUMBER | HOSE | | THREAD | | HEX 1 | FERRULE | CUT OFF FACTOR | DROP |
|-----------------|-----------|---------|-----------|------------|--------|---------|----------------|------|
| | DASH SIZE | ID SIZE | DASH SIZE | ID SIZE | | | | |
| 81-FG-SFFX-0606 | 06 | 5/16" | 06 | 5/8"-18 | 3/4" | 13/16" | 36.5 | 0.0 |
| 81-FG-SFFX-1212 | 12 | 5/8" | 12 | 1-1/16"-14 | 1-1/4" | 1-1/4" | 48.8 | 0.0 |

* FERRULE INCLUDED*

R5 FIELD GRIP / ATTACHABLE HOSETAIL - SAE MALE

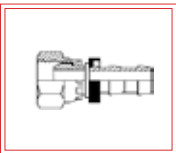


| PART NUMBER | HOSE | | THREAD | | HEX 1 | FERRULE | CUT OFF FACTOR | DROP |
|----------------|-----------|---------|-----------|------------|--------|---------|----------------|------|
| | DASH SIZE | ID SIZE | DASH SIZE | ID SIZE | | | | |
| 81-FG-SFM-0606 | 06 | 5/16" | 06 | 5/8"-18 | 11/16" | 13/16" | 32.5 | 0.0 |
| 81-FG-SFM-1010 | 10 | 1/2" | 10 | 7/8"-14 | 15/16" | 1-1/8" | 40.5 | 0.0 |
| 81-FG-SFM-1212 | 12 | 5/8" | 12 | 1-1/16"-14 | 1-1/8" | 1-1/4" | 46.0 | 0.0 |

* FERRULE INCLUDED*

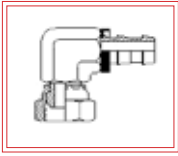
PO - HYDRAULIC PUSH ON FITTINGS

PUSH ON HOSETAIL - BSP FEMALE SWIVEL



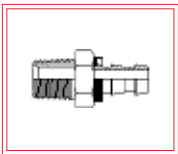
| PART NUMBER | HOSE | | THREAD | | HEX 1 | CUT OFF FACTOR | DROP |
|-----------------|-----------|---------|-----------|---------|-------|----------------|------|
| | DASH SIZE | ID SIZE | DASH SIZE | ID SIZE | | | |
| 81-PO-BPFX-0402 | 04 | 1/4" | 02 | 1/8"-28 | 14 | 12.0 | 0.0 |
| 81-PO-BPFX-0404 | 04 | 1/4" | 04 | 1/4"-19 | 19 | 15.0 | 0.0 |
| 81-PO-BPFX-0406 | 04 | 1/4" | 06 | 3/8"-19 | 22 | 17.0 | 0.0 |
| 81-PO-BPFX-0502 | 05 | 5/16" | 02 | 1/8"-28 | 14 | 14.0 | 0.0 |
| 81-PO-BPFX-0504 | 05 | 5/16" | 04 | 1/4"-19 | 19 | 15.0 | 0.0 |
| 81-PO-BPFX-0506 | 05 | 5/16" | 06 | 3/8"-19 | 22 | 16.0 | 0.0 |
| 81-PO-BPFX-0604 | 06 | 3/8" | 04 | 1/4"-19 | 19 | 15.0 | 0.0 |
| 81-PO-BPFX-0606 | 06 | 3/8" | 06 | 3/8"-19 | 22 | 17.0 | 0.0 |
| 81-PO-BPFX-0608 | 06 | 3/8" | 08 | 1/2"-14 | 27 | 18.0 | 0.0 |
| 81-PO-BPFX-0806 | 08 | 1/2" | 06 | 3/8"-19 | 22 | 17.0 | 0.0 |
| 81-PO-BPFX-0808 | 08 | 1/2" | 08 | 1/2"-14 | 27 | 17.0 | 0.0 |
| 81-PO-BPFX-1008 | 10 | 5/8" | 08 | 1/2"-14 | 27 | 18.0 | 0.0 |
| 81-PO-BPFX-1212 | 12 | 3/4" | 12 | 3/4"-14 | 32 | 18.0 | 0.0 |
| 81-PO-BPFX-1616 | 16 | 1" | 16 | 1"-11 | 38 | 21.0 | 0.0 |

PUSH ON HOSETAIL - BSP FEMALE 90 DEGREE COMPACT SWIVEL



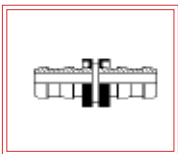
| PART NUMBER | HOSE | | THREAD | | HEX 1 | CUT OFF FACTOR | DROP |
|--------------------|-----------|---------|-----------|---------|-------|----------------|------|
| | DASH SIZE | ID SIZE | DASH SIZE | ID SIZE | | | |
| 81-PO-BPFX90C-0404 | 04 | 1/4" | 04 | 1/4"-19 | 19 | 14.0 | 20.0 |
| 81-PO-BPFX90C-0504 | 05 | 5/16" | 04 | 1/4"-19 | 19 | 16.0 | 20.0 |
| 81-PO-BPFX90C-0606 | 06 | 3/8" | 06 | 3/8"-19 | 22 | 17.0 | 26.0 |
| 81-PO-BPFX90C-0808 | 08 | 1/2" | 08 | 1/2"-14 | 27 | 18.0 | 27.0 |
| 81-PO-BPFX90C-1212 | 12 | 3/4" | 12 | 3/4"-14 | 32 | 23.0 | 32.0 |

PUSH ON HOSETAIL - BSPT MALE



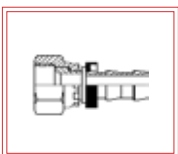
| PART NUMBER | HOSE | | THREAD | | HEX 1 | CUT OFF FACTOR | DROP |
|----------------|-----------|---------|-----------|---------|-------|----------------|------|
| | DASH SIZE | ID SIZE | DASH SIZE | ID SIZE | | | |
| 81-PO-BTM-0402 | 04 | 1/4" | 02 | 1/8"-28 | 12 | 17.0 | 0.0 |
| 81-PO-BTM-0404 | 04 | 1/4" | 04 | 1/4"-19 | 14 | 23.0 | 0.0 |
| 81-PO-BTM-0406 | 04 | 1/4" | 06 | 3/8"-19 | 19 | 24.0 | 0.0 |
| 81-PO-BTM-0502 | 05 | 5/16" | 02 | 1/8"-28 | 14 | 17.0 | 0.0 |
| 81-PO-BTM-0504 | 05 | 5/16" | 04 | 1/4"-19 | 14 | 23.0 | 0.0 |
| 81-PO-BTM-0604 | 06 | 3/8" | 04 | 1/4"-19 | 17 | 24.0 | 0.0 |
| 81-PO-BTM-0606 | 06 | 3/8" | 06 | 3/8"-19 | 19 | 25.0 | 0.0 |
| 81-PO-BTM-0608 | 06 | 3/8" | 08 | 1/2"-14 | 22 | 31.0 | 0.0 |
| 81-PO-BTM-0806 | 08 | 1/2" | 06 | 3/8"-19 | 19 | 24.0 | 0.0 |
| 81-PO-BTM-0808 | 08 | 1/2" | 08 | 1/2"-14 | 22 | 31.0 | 0.0 |
| 81-PO-BTM-1008 | 10 | 5/8" | 08 | 1/2"-14 | 22 | 31.0 | 0.0 |
| 81-PO-BTM-1208 | 12 | 3/4" | 08 | 1/2"-14 | 30 | 31.0 | 0.0 |
| 81-PO-BTM-1212 | 12 | 3/4" | 12 | 3/4"-14 | 30 | 33.0 | 0.0 |

PUSH ON HOSETAIL - HOSE MENDER / JOINER



| PART NUMBER | HOSE | | THREAD | | HEX 1 | CUT OFF FACTOR | DROP |
|---------------|-----------|---------|-----------|---------|-------|----------------|------|
| | DASH SIZE | ID SIZE | DASH SIZE | ID SIZE | | | |
| 81-PO-HM-0404 | 04 | 1/4" | 04 | 1/4" | - | 6.0 | 0.0 |
| 81-PO-HM-0505 | 05 | 5/16" | 05 | 5/16" | - | 7.0 | 0.0 |
| 81-PO-HM-0606 | 06 | 3/8" | 06 | 3/8" | - | 8.0 | 0.0 |
| 81-PO-HM-0808 | 08 | 1/2" | 08 | 1/2" | - | 9.0 | 0.0 |
| 81-PO-HM-1010 | 10 | 5/8" | 10 | 5/8" | - | 10.0 | 0.0 |
| 81-PO-HM-1212 | 12 | 3/4" | 12 | 3/4" | - | 11.0 | 0.0 |

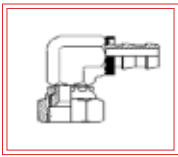
PUSH ON HOSETAIL - JIC FEMALE SWIVEL



| PART NUMBER | HOSE | | THREAD | | HEX 1 | CUT OFF FACTOR | DROP |
|-----------------|-----------|---------|-----------|------------|-------|----------------|------|
| | DASH SIZE | ID SIZE | DASH SIZE | ID SIZE | | | |
| 81-PO-JCFX-0404 | 04 | 1/4" | 04 | 7/16"-20 | 14 | 12.0 | 0.0 |
| 81-PO-JCFX-0405 | 04 | 1/4" | 05 | 1/2"-20 | 16 | 13.0 | 0.0 |
| 81-PO-JCFX-0406 | 04 | 1/4" | 06 | 9/16"-18 | 18 | 13.0 | 0.0 |
| 81-PO-JCFX-0505 | 05 | 5/16" | 05 | 1/2"-20 | 16 | 13.0 | 0.0 |
| 81-PO-JCFX-0506 | 05 | 5/16" | 06 | 9/16"-18 | 18 | 13.0 | 0.0 |
| 81-PO-JCFX-0606 | 06 | 3/8" | 06 | 9/16"-18 | 18 | 14.0 | 0.0 |
| 81-PO-JCFX-0608 | 06 | 3/8" | 08 | 3/4"-16 | 22 | 15.0 | 0.0 |
| 81-PO-JCFX-0808 | 08 | 1/2" | 08 | 3/4"-16 | 22 | 15.0 | 0.0 |
| 81-PO-JCFX-0810 | 08 | 1/2" | 10 | 7/8"-14 | 25 | 16.0 | 0.0 |
| 81-PO-JCFX-1010 | 10 | 5/8" | 10 | 7/8"-14 | 25 | 16.0 | 0.0 |
| 81-PO-JCFX-1212 | 12 | 3/4" | 12 | 1-1/16"-12 | 32 | 17.0 | 0.0 |
| 81-PO-JCFX-1616 | 16 | 1" | 16 | 1-5/16"-12 | 38 | 17.0 | 0.0 |

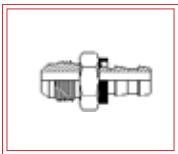
HYDRAULIC ACCESORIES

PUSH ON HOSETAIL - JIC FEMALE 90 DEGREE COMPACT SWIVEL



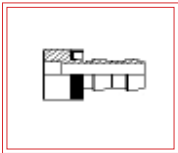
| PART NUMBER | HOSE | | THREAD | | HEX 1 | CUT OFF FACTOR | DROP |
|--------------------|-----------|---------|-----------|------------|-------|----------------|------|
| | DASH SIZE | ID SIZE | DASH SIZE | ID SIZE | | | |
| 81-PO-JCFX90C-0404 | 04 | 1/4" | 04 | 7/16"-20 | 14 | 12.0 | 17.0 |
| 81-PO-JCFX90C-0405 | 04 | 1/4" | 05 | 1/2"-20 | 16 | 14.0 | 19.0 |
| 81-PO-JCFX90C-0406 | 04 | 1/4" | 06 | 9/16"-18 | 18 | 14.0 | 19.0 |
| 81-PO-JCFX90C-0606 | 06 | 3/8" | 06 | 9/16"-18 | 18 | 17.0 | 21.0 |
| 81-PO-JCFX90C-0608 | 06 | 3/8" | 08 | 3/4"-16 | 22 | 18.0 | 25.0 |
| 81-PO-JCFX90C-0808 | 08 | 1/2" | 08 | 3/4"-16 | 22 | 18.0 | 25.0 |
| 81-PO-JCFX90C-0810 | 08 | 1/2" | 10 | 7/8"-14 | 25 | 20.0 | 28.0 |
| 81-PO-JCFX90C-1010 | 10 | 5/8" | 10 | 7/8"-14 | 25 | 20.0 | 28.0 |
| 81-PO-JCFX90C-1212 | 12 | 3/4" | 12 | 1-1/16"-12 | 32 | 23.0 | 32.0 |

PUSH ON HOSETAIL - JIC MALE



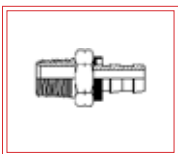
| PART NUMBER | HOSE | | THREAD | | HEX 1 | CUT OFF FACTOR | DROP |
|----------------|-----------|---------|-----------|------------|-------|----------------|------|
| | DASH SIZE | ID SIZE | DASH SIZE | ID SIZE | | | |
| 81-PO-JCM-0404 | 04 | 1/4" | 04 | 7/16"-20 | 12 | 22.0 | 0.0 |
| 81-PO-JCM-0405 | 04 | 1/4" | 05 | 1/2"-20 | 14 | 22.0 | 0.0 |
| 81-PO-JCM-0406 | 04 | 1/4" | 06 | 9/16"-18 | 17 | 22.0 | 0.0 |
| 81-PO-JCM-0505 | 05 | 5/16" | 05 | 1/2"-20 | 14 | 22.0 | 0.0 |
| 81-PO-JCM-0606 | 06 | 3/8" | 06 | 9/16"-18 | 17 | 23.0 | 0.0 |
| 81-PO-JCM-0608 | 06 | 3/8" | 08 | 3/4"-16 | 22 | 27.0 | 0.0 |
| 81-PO-JCM-0808 | 08 | 1/2" | 08 | 3/4"-16 | 22 | 27.0 | 0.0 |
| 81-PO-JCM-0810 | 08 | 1/2" | 10 | 7/8"-14 | 24 | 30.0 | 0.0 |
| 81-PO-JCM-1010 | 10 | 5/8" | 10 | 7/8"-14 | 24 | 30.0 | 0.0 |
| 81-PO-JCM-1212 | 12 | 3/4" | 12 | 1-1/16"-12 | 30 | 35.0 | 0.0 |

PUSH ON HOSETAIL - LIFESAVER / WELD-ON



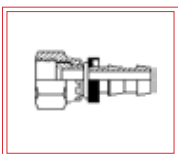
| PART NUMBER | HOSE | | THREAD | | HEX 1 | CUT OFF FACTOR | DROP |
|---------------|-----------|---------|-----------|---------|-------|----------------|------|
| | DASH SIZE | ID SIZE | DASH SIZE | ID SIZE | | | |
| 81-PO-LS-0404 | 04 | 1/4" | 04 | 1/4" | - | 11.0 | 0.0 |
| 81-PO-LS-0606 | 06 | 3/8" | 06 | 3/8" | - | 12.0 | 0.0 |
| 81-PO-LS-0808 | 08 | 1/2" | 08 | 1/2" | - | 12.0 | 0.0 |
| 81-PO-LS-1010 | 10 | 5/8" | 10 | 5/8" | - | 12.0 | 0.0 |
| 81-PO-LS-1212 | 12 | 3/4" | 12 | 3/4" | - | 12.0 | 0.0 |

PUSH ON HOSETAIL - NPT MALE



| PART NUMBER | HOSE | | THREAD | | HEX 1 | CUT OFF FACTOR | DROP |
|----------------|-----------|---------|-----------|---------|-------|----------------|------|
| | DASH SIZE | ID SIZE | DASH SIZE | ID SIZE | | | |
| 81-PO-NPM-0402 | 04 | 1/4" | 02 | 1/8"-27 | 12 | 17.0 | 0.0 |
| 81-PO-NPM-0404 | 04 | 1/4" | 04 | 1/4"-18 | 14 | 23.0 | 0.0 |
| 81-PO-NPM-0604 | 06 | 3/8" | 04 | 1/4"-18 | 17 | 24.0 | 0.0 |
| 81-PO-NPM-0606 | 06 | 3/8" | 06 | 3/8"-18 | 19 | 25.0 | 0.0 |
| 81-PO-NPM-0806 | 08 | 1/2" | 06 | 3/8"-18 | 19 | 24.0 | 0.0 |
| 81-PO-NPM-0808 | 08 | 1/2" | 08 | 1/2"-14 | 22 | 31.0 | 0.0 |
| 81-PO-NPM-1212 | 12 | 3/4" | 12 | 3/4"-14 | 30 | 33.0 | 0.0 |

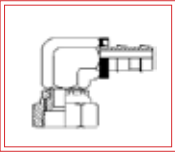
PUSH ON HOSETAIL - SAE FEMALE SWIVEL



| PART NUMBER | HOSE | | THREAD | | HEX 1 | CUT OFF FACTOR | DROP |
|-----------------|-----------|---------|-----------|---------|-------|----------------|------|
| | DASH SIZE | ID SIZE | DASH SIZE | ID SIZE | | | |
| 81-PO-SFFX-0406 | 04 | 1/4" | 06 | 5/8"-18 | 22 | 13.0 | 0.0 |
| 81-PO-SFFX-0606 | 06 | 3/8" | 06 | 5/8"-18 | 22 | 14.0 | 0.0 |

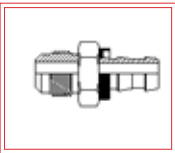
HYDRAULIC ACCESORIES

PUSH ON HOSETAIL - SAE FEMALE 90 DEGREE COMPACT SWIVEL



| PART NUMBER | HOSE | | THREAD | | HEX 1 | CUT OFF FACTOR | DROP |
|--------------------|-----------|---------|-----------|---------|-------|----------------|------|
| | DASH SIZE | ID SIZE | DASH SIZE | ID SIZE | | | |
| 81-PO-SFFX90C-0606 | 06 | 3/8" | 06 | 5/8"-18 | 22 | 17.0 | 21.0 |

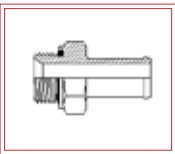
PUSH ON HOSETAIL - SAE MALE



| PART NUMBER | HOSE | | THREAD | | HEX 1 | CUT OFF FACTOR | DROP |
|----------------|-----------|---------|-----------|---------|-------|----------------|------|
| | DASH SIZE | ID SIZE | DASH SIZE | ID SIZE | | | |
| 81-PO-SFM-0606 | 06 | 3/8" | 06 | 5/8"-18 | 17 | 25.0 | 0.0 |

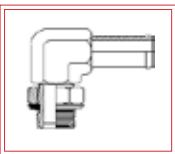
ST - HYDRAULIC SUCTION TAIL FITTINGS

SUCTION HOSE TAIL - BSPP MALE



| PART NUMBER | HOSE | | THREAD | | HEX 1 | CUT OFF FACTOR | DROP |
|----------------|-----------|---------|-----------|-----------|-------|----------------|------|
| | DASH SIZE | ID SIZE | DASH SIZE | ID SIZE | | | |
| 81-ST-BPM-1208 | 12 | 3/4" | 08 | 1/2"-14 | 30 | 28.0 | 0.0 |
| 81-ST-BPM-1212 | 12 | 3/4" | 12 | 3/4"-14 | 32 | 31.0 | 0.0 |
| 81-ST-BPM-1220 | 12 | 3/4" | 20 | 1-1/4"-11 | 50 | 38.0 | 0.0 |
| 81-ST-BPM-1612 | 16 | 1" | 12 | 3/4"-14 | 32 | 31.0 | 0.0 |
| 81-ST-BPM-1616 | 16 | 1" | 16 | 1"-11 | 41 | 35.0 | 0.0 |
| 81-ST-BPM-1620 | 16 | 1" | 20 | 1-1/4"-11 | 50 | 38.0 | 0.0 |
| 81-ST-BPM-1624 | 16 | 1" | 24 | 1-1/2"-11 | 50 | 38.0 | 0.0 |
| 81-ST-BPM-2012 | 20 | 1-1/4" | 12 | 3/4"-14 | 36 | 31.0 | 0.0 |
| 81-ST-BPM-2016 | 20 | 1-1/4" | 16 | 1"-11 | 41 | 35.0 | 0.0 |
| 81-ST-BPM-2020 | 20 | 1-1/4" | 20 | 1-1/4"-11 | 50 | 38.0 | 0.0 |
| 81-ST-BPM-2024 | 20 | 1-1/4" | 24 | 1-1/2"-11 | 50 | 38.0 | 0.0 |
| 81-ST-BPM-2416 | 24 | 1-1/2" | 16 | 1"-11 | 46 | 35.0 | 0.0 |
| 81-ST-BPM-2420 | 24 | 1-1/2" | 20 | 1-1/4"-11 | 50 | 38.0 | 0.0 |
| 81-ST-BPM-2424 | 24 | 1-1/2" | 24 | 1-1/2"-11 | 55 | 40.0 | 0.0 |
| 81-ST-BPM-3232 | 32 | 2" | 32 | 2"-11 | 65 | 45.0 | 0.0 |

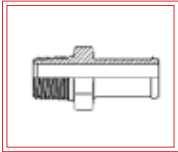
SUCTION HOSE TAIL - BSPP MALE 90 DEGREE COMPACT



| PART NUMBER | HOSE | | THREAD | | HEX 1 | CUT OFF FACTOR | DROP |
|-------------------|-----------|---------|-----------|-----------|-------|----------------|------|
| | DASH SIZE | ID SIZE | DASH SIZE | ID SIZE | | | |
| 81-ST-BPM90C-1208 | 12 | 3/4" | 08 | 1/2"-14 | 22 | 19.8 | 45.0 |
| 81-ST-BPM90C-1212 | 12 | 3/4" | 12 | 3/4"-14 | 27 | 19.8 | 47.3 |
| 81-ST-BPM90C-1608 | 16 | 1" | 08 | 1/2"-14 | 22 | 19.8 | 47.3 |
| 81-ST-BPM90C-1612 | 16 | 1" | 12 | 3/4"-14 | 27 | 19.8 | 47.3 |
| 81-ST-BPM90C-1616 | 16 | 1" | 16 | 1"-11 | 33 | 25.0 | 54.5 |
| 81-ST-BPM90C-1620 | 16 | 1" | 20 | 1-1/4"-11 | 41 | 28.0 | 50.3 |
| 81-ST-BPM90C-2012 | 20 | 1-1/4" | 12 | 3/4"-14 | 33 | 25.0 | 50.3 |
| 81-ST-BPM90C-2016 | 20 | 1-1/4" | 16 | 1"-11 | 33 | 25.0 | 54.5 |
| 81-ST-BPM90C-2020 | 20 | 1-1/4" | 20 | 1-1/4"-11 | 41 | 29.9 | 58.0 |
| 81-ST-BPM90C-2024 | 20 | 1-1/4" | 24 | 1-1/2"-11 | 41 | 28.1 | 63.0 |
| 81-ST-BPM90C-2416 | 24 | 1-1/2" | 16 | 1"-11 | 41 | 28.1 | 60.0 |
| 81-ST-BPM90C-2420 | 24 | 1-1/2" | 20 | 1-1/4"-11 | 41 | 28.1 | 60.0 |
| 81-ST-BPM90C-2424 | 24 | 1-1/2" | 24 | 1-1/2"-11 | 48 | 36.0 | 63.0 |

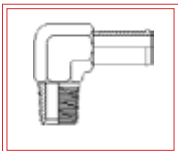
HYDRAULIC ACCESORIES

SUCTION HOSE TAIL - BSPT MALE



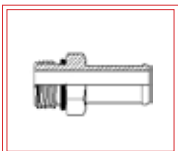
| PART NUMBER | HOSE | | THREAD | | HEX 1 | CUT OFF FACTOR | DROP |
|----------------|-----------|---------|-----------|-----------|-------|----------------|------|
| | DASH SIZE | ID SIZE | DASH SIZE | ID SIZE | | | |
| 81-ST-BTM-1208 | 12 | 3/4" | 08 | 1/2"-14 | 22 | 28.0 | 0.0 |
| 81-ST-BTM-1212 | 12 | 3/4" | 12 | 3/4"-14 | 30 | 29.4 | 0.0 |
| 81-ST-BTM-1216 | 12 | 3/4" | 16 | 1"-11 | 36 | 35.9 | 0.0 |
| 81-ST-BTM-1612 | 16 | 1" | 12 | 3/4"-14 | 30 | 29.4 | 0.0 |
| 81-ST-BTM-1616 | 16 | 1" | 16 | 1"-11 | 36 | 35.9 | 0.0 |
| 81-ST-BTM-1620 | 16 | 1" | 20 | 1-1/4"-11 | 46 | 39.0 | 0.0 |
| 81-ST-BTM-2012 | 20 | 1-1/4" | 12 | 3/4"-14 | 36 | 31.6 | 0.0 |
| 81-ST-BTM-2016 | 20 | 1-1/4" | 16 | 1"-11 | 36 | 35.9 | 0.0 |
| 81-ST-BTM-2020 | 20 | 1-1/4" | 20 | 1-1/4"-11 | 46 | 39.0 | 0.0 |
| 81-ST-BTM-2024 | 20 | 1-1/4" | 24 | 1-1/2"-11 | 50 | 40.6 | 0.0 |
| 81-ST-BTM-2416 | 24 | 1-1/2" | 16 | 1"-11 | 46 | 37.0 | 0.0 |
| 81-ST-BTM-2420 | 24 | 1-1/2" | 20 | 1-1/4"-11 | 46 | 39.0 | 0.0 |
| 81-ST-BTM-2424 | 24 | 1-1/2" | 24 | 1-1/2"-11 | 50 | 40.6 | 0.0 |
| 81-ST-BTM-3224 | 32 | 2" | 24 | 1-1/2"-11 | 55 | 40.6 | 0.0 |
| 81-ST-BTM-3232 | 32 | 2" | 32 | 2"-11 | 65 | 45.0 | 0.0 |

SUCTION HOSE TAIL - BSPT MALE 90 DEGREE COMPACT



| PART NUMBER | HOSE | | THREAD | | HEX 1 | CUT OFF FACTOR | DROP |
|-------------------|-----------|---------|-----------|-----------|-------|----------------|------|
| | DASH SIZE | ID SIZE | DASH SIZE | ID SIZE | | | |
| 81-ST-BTM90C-1208 | 12 | 3/4" | 08 | 1/2"-14 | 27 | 19.8 | 39.5 |
| 81-ST-BTM90C-1212 | 12 | 3/4" | 12 | 3/4"-14 | 27 | 19.8 | 42.5 |
| 81-ST-BTM90C-1216 | 12 | 3/4" | 16 | 1"-11 | 33 | 25.0 | 48.0 |
| 81-ST-BTM90C-1608 | 16 | 1" | 08 | 1/2"-14 | 27 | 19.8 | 40.1 |
| 81-ST-BTM90C-1612 | 16 | 1" | 12 | 3/4"-14 | 27 | 19.8 | 42.5 |
| 81-ST-BTM90C-1616 | 16 | 1" | 16 | 1"-11 | 33 | 25.0 | 48.0 |
| 81-ST-BTM90C-1620 | 16 | 1" | 20 | 1-1/4"-11 | 41 | 29.9 | 56.5 |
| 81-ST-BTM90C-2012 | 20 | 1-1/4" | 12 | 3/4"-14 | 33 | 25.0 | 48.2 |
| 81-ST-BTM90C-2016 | 20 | 1-1/4" | 16 | 1"-11 | 33 | 25.0 | 50.0 |
| 81-ST-BTM90C-2020 | 20 | 1-1/4" | 20 | 1-1/4"-11 | 41 | 30.0 | 56.5 |
| 81-ST-BTM90C-2024 | 20 | 1-1/4" | 24 | 1-1/2"-11 | 48 | 36.0 | 62.5 |
| 81-ST-BTM90C-2416 | 24 | 1-1/2" | 16 | 1"-11 | 41 | 28.1 | 54.5 |
| 81-ST-BTM90C-2420 | 24 | 1-1/2" | 20 | 1-1/4"-11 | 41 | 29.9 | 56.5 |
| 81-ST-BTM90C-2424 | 24 | 1-1/2" | 24 | 1-1/2"-11 | 48 | 36.0 | 62.5 |
| 81-ST-BTM90C-3220 | 32 | 2" | 20 | 1-1/4"-11 | 57 | 39.5 | 66.1 |
| 81-ST-BTM90C-3224 | 32 | 2" | 24 | 1-1/2"-11 | 55 | 41.0 | 67.2 |
| 81-ST-BTM90C-3232 | 32 | 2" | 32 | 2"-11 | 65 | 42.0 | 68.0 |

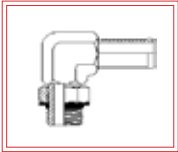
SUCTION HOSE TAIL - UNO MALE



| PART NUMBER | HOSE | | THREAD | | HEX 1 | CUT OFF FACTOR | DROP |
|----------------|-----------|---------|-----------|------------|-------|----------------|------|
| | DASH SIZE | ID SIZE | DASH SIZE | ID SIZE | | | |
| 81-ST-UNM-1210 | 12 | 3/4" | 10 | 7/8"-14 | 27 | 23.2 | 0.0 |
| 81-ST-UNM-1212 | 12 | 3/4" | 12 | 1-1/16"-12 | 32 | 27.7 | 0.0 |
| 81-ST-UNM-1610 | 16 | 1" | 10 | 7/8"-14 | 27 | 27.7 | 0.0 |
| 81-ST-UNM-1612 | 16 | 1" | 12 | 1-1/16"-12 | 32 | 27.7 | 0.0 |
| 81-ST-UNM-1616 | 16 | 1" | 16 | 1-5/16"-12 | 38 | 27.7 | 0.0 |
| 81-ST-UNM-2012 | 20 | 1-1/4" | 12 | 1-1/16"-12 | 32 | 27.7 | 0.0 |
| 81-ST-UNM-2016 | 20 | 1-1/4" | 16 | 1-5/16"-12 | 38 | 27.7 | 0.0 |
| 81-ST-UNM-2020 | 20 | 1-1/4" | 20 | 1-5/8"-12 | 50 | 27.7 | 0.0 |
| 81-ST-UNM-2412 | 24 | 1-1/2" | 12 | 1-1/16"-12 | 32 | 27.7 | 0.0 |
| 81-ST-UNM-2416 | 24 | 1-1/2" | 16 | 1-5/16"-12 | 38 | 27.7 | 0.0 |
| 81-ST-UNM-2420 | 24 | 1-1/2" | 20 | 1-5/8"-12 | 50 | 27.6 | 0.0 |
| 81-ST-UNM-2424 | 24 | 1-1/2" | 24 | 1-7/8"-12 | 55 | 31.6 | 0.0 |
| 81-ST-UNM-3224 | 32 | 2" | 24 | 1-7/8"-12 | 55 | 31.8 | 0.0 |

HYDRAULIC ACCESSORIES

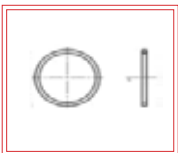
SUCTION HOSE TAIL - UNO MALE 90 DEGREE COMPACT



| PART NUMBER | HOSE | | THREAD | | HEX 1 | CUT OFF FACTOR | DROP |
|-------------------|-----------|---------|-----------|------------|-------|----------------|------|
| | DASH SIZE | ID SIZE | DASH SIZE | ID SIZE | | | |
| 81-ST-UNM90C-1210 | 12 | 3/4" | 10 | 7/8"-14 | 27 | 19.8 | 45.0 |
| 81-ST-UNM90C-1212 | 12 | 3/4" | 12 | 1-1/16"-12 | 27 | 19.8 | 49.1 |
| 81-ST-UNM90C-1216 | 12 | 3/4" | 16 | 1-5/16"-12 | 33 | 19.8 | 49.1 |
| 81-ST-UNM90C-1612 | 16 | 1" | 12 | 1-1/16"-12 | 27 | 19.8 | 49.1 |
| 81-ST-UNM90C-1616 | 16 | 1" | 16 | 1-5/16"-12 | 33 | 25.0 | 54.8 |
| 81-ST-UNM90C-2012 | 20 | 1-1/4" | 12 | 1-1/16"-12 | 27 | 25.0 | 54.8 |
| 81-ST-UNM90C-2016 | 20 | 1-1/4" | 16 | 1-5/16"-12 | 33 | 25.0 | 54.8 |
| 81-ST-UNM90C-2020 | 20 | 1-1/4" | 20 | 1-5/8"-12 | 41 | 30.0 | 57.0 |
| 81-ST-UNM90C-2416 | 24 | 1-1/2" | 16 | 1-5/16"-12 | 41 | 28.1 | 59.3 |
| 81-ST-UNM90C-2420 | 24 | 1-1/2" | 20 | 1-5/8"-12 | 41 | 30.0 | 57.0 |
| 81-ST-UNM90C-2424 | 24 | 1-1/2" | 24 | 1-7/8"-12 | 48 | 36.0 | 62.0 |

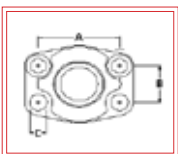
SAE FLANGE ACCESSORIES

CAT FLANGE SPACER / WASHER TO SUIT CODE 62



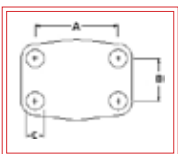
| PART NUMBER | DASH SIZE | FLANGE SIZE |
|-------------|-----------|-------------|
| 82-CFS-12 | 12 | 3/4" |
| 82-CFS-16 | 16 | 1" |
| 82-CFS-20 | 20 | 1-1/4" |
| 82-CFS-24 | 24 | 1-1/2" |
| 82-CFS-32 | 32 | 2" |

BSPP FIXED FEMALE - CODE 62 FLANGE BLOCK (CR3 PLATED)

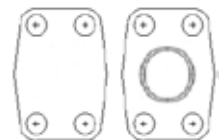


| PART NUMBER | DASH SIZE | BSPP SIZE | DASH SIZE | FLANGE SIZE | DIMENSIONS | | | |
|------------------|-----------|-----------|-----------|-------------|------------|------|------|-----------|
| | | | | | A | B | C | THICKNESS |
| 82-BPF-FHBL-0808 | 08 | 1/2"-14 | 08 | 1/2" | 41 | 18.2 | 9.0 | 36.0 |
| 82-BPF-FHBL-1212 | 12 | 3/4"-14 | 12 | 3/4" | 51 | 23.8 | 11.0 | 36.0 |
| 82-BPF-FHBL-1616 | 16 | 1"-11 | 16 | 1" | 57 | 27.8 | 13.0 | 42.0 |
| 82-BPF-FHBL-2020 | 20 | 1-1/4"-11 | 20 | 1-1/4" | 67 | 31.8 | 15.0 | 45.0 |
| 82-BPF-FHBL-2424 | 24 | 1-1/2"-11 | 24 | 1-1/2" | 79 | 36.5 | 17.0 | 50.0 |
| 82-BPF-FHBL-3232 | 32 | 2"-11 | 32 | 2" | 97 | 44.5 | 21.0 | 65.0 |

CODE 62 BLIND / BLANKING FLANGE (CR3 PLATED)



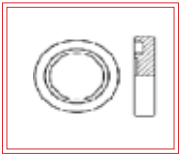
| PART NUMBER | DASH SIZE | FLANGE SIZE | DIMENSIONS | | | |
|-------------|-----------|-------------|------------|------|------|-----------|
| | | | A | B | C | THICKNESS |
| 82-FHBB-08 | 08 | 1/2" | 40.5 | 18.2 | 9.0 | 16.0 |
| 82-FHBB-12 | 12 | 3/4" | 50.8 | 23.8 | 11.0 | 19.0 |
| 82-FHBB-16 | 16 | 1" | 57.2 | 27.8 | 13.0 | 24.0 |
| 82-FHBB-20 | 20 | 1-1/4" | 66.7 | 31.8 | 15.0 | 27.0 |
| 82-FHBB-24 | 24 | 1-1/2" | 79.4 | 36.5 | 17.0 | 30.0 |
| 82-FHBB-32 | 32 | 2" | 96.8 | 44.5 | 21.0 | 32.0 |



DOUBLE SIDED TO ALLOW FOR INSTALLATION IN BOTH O-RING OR BLANK APPLICATIONS.

HYDRAULIC ACCESSORIES

CODE 62 PLUG TO SUIT FLANGE CLAMPS

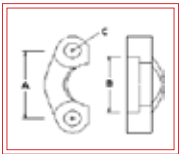


| PART NUMBER | DASH SIZE | FLANGE SIZE | DIMENSIONS | |
|-------------|-----------|-------------|------------|-----------|
| | | | LENGTH | THICKNESS |
| 82-FHP-08 | 08 | 1/2" | 31.8 | 7.8 |
| 82-FHP-12 | 12 | 3/4" | 41.3 | 8.8 |
| 82-FHP-16 | 16 | 1" | 47.6 | 9.5 |
| 82-FHP-20 | 20 | 1-1/4" | 54.0 | 10.3 |
| 82-FHP-24 | 24 | 1-1/2" | 63.5 | 12.6 |
| 82-FHP-32 | 32 | 2" | 79.4 | 12.6 |



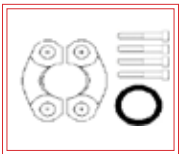
REVERSIBLE TO USE WITH OR WITHOUT O-RING

CODE 62 SPLIT FLANGE CLAMP (PAIR)



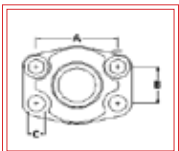
| PART NUMBER | DASH SIZE | FLANGE SIZE | DIMENSIONS | | |
|-------------|-----------|-------------|------------|------|------|
| | | | A | B | C |
| 82-FHSC-08 | 08 | 1/2" | 40.4 | 32.5 | 8.6 |
| 82-FHSC-12 | 12 | 3/4" | 50.8 | 42.2 | 10.4 |
| 82-FHSC-16 | 16 | 1" | 57.2 | 48.5 | 11.9 |
| 82-FHSC-20 | 20 | 1-1/4" | 66.8 | 54.9 | 13.5 |
| 82-FHSC-24 | 24 | 1-1/2" | 79.5 | 64.3 | 16.8 |
| 82-FHSC-32 | 32 | 2" | 96.8 | 80.3 | 19.8 |

CODE 62 SPLIT FLANGE CLAMP KITS



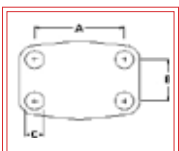
| METRIC BOLT PART NUMBER | UNC BOLT PART NUMBER | DASH SIZE | FLANGE SIZE |
|-------------------------|----------------------|-----------|-------------|
| 82-FHCK-08M | 82-FHCK-08U | 08 | 1/2" |
| 82-FHCK-12M | 82-FHCK-12U | 12 | 3/4" |
| 82-FHCK-16M | 82-FHCK-16U | 16 | 1" |
| 82-FHCK-20M | 82-FHCK-20U | 20 | 1-1/4" |
| 82-FHCK-24M | 82-FHCK-24U | 24 | 1-1/2" |
| 82-FHCK-32M | 82-FHCK-32U | 32 | 2" |

BSPP FIXED FEMALE - CODE 61 FLANGE BLOCK (CR3 PLATED)

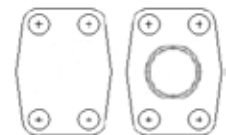


| PART NUMBER | DASH SIZE | BSPP SIZE | DASH SIZE | FLANGE SIZE | DIMENSIONS | | | |
|------------------|-----------|-----------|-----------|-------------|------------|------|------|-----------|
| | | | | | A | B | C | THICKNESS |
| 82-BPF-FLBL-0808 | 08 | 1/2"-14 | 08 | 1/2" | 38.1 | 17.5 | 9.0 | 16.0 |
| 82-BPF-FLBL-1212 | 12 | 3/4"-14 | 12 | 3/4" | 47.6 | 22.2 | 11.0 | 16.0 |
| 82-BPF-FLBL-1616 | 16 | 1"-11 | 16 | 1" | 52.4 | 26.2 | 11.0 | 19.0 |
| 82-BPF-FLBL-2020 | 20 | 1-1/4"-11 | 20 | 1-1/4" | 58.7 | 30.2 | 11.5 | 19.0 |
| 82-BPF-FLBL-2424 | 24 | 1-1/2"-11 | 24 | 1-1/2" | 69.9 | 35.7 | 13.5 | 20.0 |
| 82-BPF-FLBL-3232 | 32 | 2"-11 | 32 | 2" | 77.8 | 42.9 | 13.5 | 20.0 |
| 82-BPF-FLBL-4040 | 40 | 2-1/2"-11 | 40 | 2-1/2" | 88.9 | 50.8 | 13.5 | 20.0 |
| 82-BPF-FLBL-4848 | 48 | 3"-11 | 48 | 3" | 106.4 | 61.9 | 17.0 | 24.0 |

CODE 61 BLIND / BLANKING FLANGE (CR3 PLATED)



| PART NUMBER | DASH SIZE | FLANGE SIZE | DIMENSIONS | | | |
|-------------|-----------|-------------|------------|------|------|-----------|
| | | | A | B | C | THICKNESS |
| 82-FLBB-08 | 08 | 1/2" | 38.1 | 17.5 | 9.0 | 16.0 |
| 82-FLBB-12 | 12 | 3/4" | 47.6 | 22.2 | 11.0 | 16.0 |
| 82-FLBB-16 | 16 | 1" | 52.4 | 26.2 | 11.0 | 19.0 |
| 82-FLBB-20 | 20 | 1-1/4" | 58.7 | 30.2 | 11.5 | 19.0 |
| 82-FLBB-24 | 24 | 1-1/2" | 69.9 | 35.7 | 13.5 | 20.0 |
| 82-FLBB-32 | 32 | 2" | 77.8 | 42.9 | 13.5 | 20.0 |
| 82-FLBB-40 | 40 | 2-1/2" | 88.9 | 50.8 | 13.5 | 20.0 |
| 82-FLBB-48 | 48 | 3" | 106.4 | 61.9 | 17.0 | 24.0 |



DOUBLE SIDED TO ALLOW FOR INSTALLATION IN BOTH O-RING OR BLANK APPLICATIONS.

HYDRAULIC ACCESSORIES

CODE 61 PLUG TO SUIT FLANGE CLAMPS

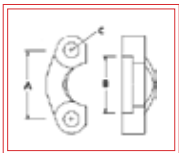


| PART NUMBER | DASH SIZE | FLANGE SIZE | DIMENSIONS | |
|-------------|-----------|-------------|------------|-----------|
| | | | LENGTH | THICKNESS |
| 82-FLP-08 | 08 | 1/2" | 30.2 | 6.7 |
| 82-FLP-12 | 12 | 3/4" | 38.1 | 6.7 |
| 82-FLP-16 | 16 | 1" | 44.5 | 8.0 |
| 82-FLP-20 | 20 | 1-1/4" | 50.8 | 8.0 |
| 82-FLP-24 | 24 | 1-1/2" | 60.3 | 8.0 |
| 82-FLP-32 | 32 | 2" | 71.4 | 9.5 |
| 82-FLP-40 | 40 | 2-1/2" | 84.1 | 9.5 |
| 82-FLP-48 | 48 | 3" | 101.6 | 9.5 |



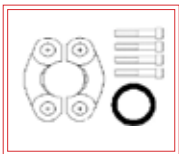
REVERSIBLE TO USE WITH OR WITHOUT O-RING

CODE 61 SPLIT FLANGE CLAMP (PAIR)



| PART NUMBER | DASH SIZE | FLANGE SIZE | DIMENSIONS | | |
|-------------|-----------|-------------|------------|-------|------|
| | | | A | B | C |
| 82-FLSC-08 | 08 | 1/2" | 38.1 | 31.0 | 8.6 |
| 82-FLSC-12 | 12 | 3/4" | 47.8 | 38.9 | 10.4 |
| 82-FLSC-16 | 16 | 1" | 52.3 | 45.2 | 10.4 |
| 82-FLSC-20 | 20 | 1-1/4" | 58.7 | 51.6 | 11.9 |
| 82-FLSC-24 | 24 | 1-1/2" | 69.9 | 61.2 | 13.5 |
| 82-FLSC-32 | 32 | 2" | 77.7 | 72.1 | 13.5 |
| 82-FLSC-40 | 40 | 2-1/2" | 88.9 | 84.8 | 13.5 |
| 82-FLSC-48 | 48 | 3" | 106.4 | 102.4 | 16.8 |
| 82-FLSC-56 | 56 | 3-1/2" | 120.7 | 115.1 | 16.8 |
| 82-FLSC-64 | 64 | 4" | 130.3 | 127.8 | 16.8 |
| 82-FLSC-80 | 80 | 5" | 0.0 | 0.0 | 0.0 |

CODE 61 SPLIT FLANGE CLAMP KITS



| METRIC BOLT PART NUMBER | UNC BOLT PART NUMBER | DASH SIZE | FLANGE SIZE |
|-------------------------|----------------------|-----------|-------------|
| 82-FLCK-08M | 82-FLCK-08U | 08 | 1/2" |
| 82-FLCK-12M | 82-FLCK-12U | 12 | 3/4" |
| 82-FLCK-16M | 82-FLCK-16U | 16 | 1" |
| 82-FLCK-20M | 82-FLCK-20U | 20 | 1-1/4" |
| 82-FLCK-24M | 82-FLCK-24U | 24 | 1-1/2" |
| 82-FLCK-32M | 82-FLCK-32U | 32 | 2" |
| 82-FLCK-40M | 82-FLCK-40U | 40 | 2-1/2" |
| 82-FLCK-48M | 82-FLCK-48U | 48 | 3" |
| 82-FLCK-56M | 82-FLCK-56U | 56 | 3-1/2" |
| 82-FLCK-64M | 82-FLCK-64U | 64 | 4" |
| 82-FLCK-80M | 82-FLCK-80U | 80 | 5" |

HC - HOSE CLEANING

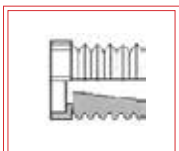
PROTECTIVE PLASTIC FEMALE CAP BSP - BAG QUANTITY



| PART NUMBER | DASH SIZE | FLANGE SIZE | BAG QTY |
|---------------|-----------|-------------|---------|
| 84-HC-PBPC-02 | 02 | 1/8"-28 | 100 |
| 84-HC-PBPC-04 | 04 | 1/4"-19 | 100 |
| 84-HC-PBPC-06 | 06 | 3/8"-19 | 100 |
| 84-HC-PBPC-08 | 08 | 1/2"-14 | 100 |
| 84-HC-PBPC-12 | 12 | 3/4"-14 | 100 |
| 84-HC-PBPC-16 | 16 | 1"-11 | 100 |
| 84-HC-PBPC-20 | 20 | 1-1/4"-11 | 20 |
| 84-HC-PBPC-24 | 24 | 1-1/2"-11 | 20 |
| 84-HC-PBPC-32 | 32 | 2"-11 | 20 |

* ONLY SOLD IN BAG QUANTITIES *

PROTECTIVE PLASTIC MALE PLUG BSP - BAG QUANTITY



| PART NUMBER | DASH SIZE | FLANGE SIZE | BAG QTY |
|---------------|-----------|-------------|---------|
| 84-HC-PBPP-02 | 02 | 1/8"-28 | 100 |
| 84-HC-PBPP-04 | 04 | 1/4"-19 | 100 |
| 84-HC-PBPP-06 | 06 | 3/8"-19 | 100 |
| 84-HC-PBPP-08 | 08 | 1/2"-14 | 100 |
| 84-HC-PBPP-12 | 12 | 3/4"-14 | 100 |
| 84-HC-PBPP-16 | 16 | 1"-11 | 100 |
| 84-HC-PBPP-20 | 20 | 1-1/4"-11 | 20 |
| 84-HC-PBPP-24 | 24 | 1-1/2"-11 | 20 |
| 84-HC-PBPP-32 | 32 | 2"-11 | 20 |

* ONLY SOLD IN BAG QUANTITIES *

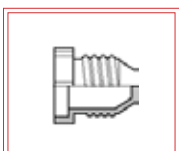
PROTECTIVE PLASTIC FEMALE CAP JIC - BAG QUANTITY



| PART NUMBER | DASH SIZE | FLANGE SIZE | BAG QTY |
|---------------|-----------|-------------|---------|
| 84-HC-PJCC-04 | 04 | 7/16"-20 | 100 |
| 84-HC-PJCC-05 | 05 | 1/2"-20 | 100 |
| 84-HC-PJCC-06 | 06 | 9/16"-18 | 100 |
| 84-HC-PJCC-08 | 08 | 3/4"-16 | 100 |
| 84-HC-PJCC-10 | 10 | 7/8"-14 | 100 |
| 84-HC-PJCC-12 | 12 | 1-1/16"-12 | 100 |
| 84-HC-PJCC-16 | 16 | 1-5/16"-12 | 100 |
| 84-HC-PJCC-20 | 20 | 1-5/8"-12 | 20 |
| 84-HC-PJCC-24 | 24 | 1-7/8"-12 | 20 |
| 84-HC-PJCC-32 | 32 | 2-1/2"-12 | 20 |

* ONLY SOLD IN BAG QUANTITIES *

PROTECTIVE PLASTIC MALE PLUG JIC - BAG QUANTITY



| PART NUMBER | DASH SIZE | FLANGE SIZE | BAG QTY |
|---------------|-----------|-------------|---------|
| 84-HC-PJCP-04 | 04 | 7/16"-20 | 100 |
| 84-HC-PJCP-05 | 05 | 1/2"-20 | 100 |
| 84-HC-PJCP-06 | 06 | 9/16"-18 | 100 |
| 84-HC-PJCP-08 | 08 | 3/4"-16 | 100 |
| 84-HC-PJCP-10 | 10 | 7/8"-14 | 100 |
| 84-HC-PJCP-12 | 12 | 1-1/16"-12 | 50 |
| 84-HC-PJCP-16 | 16 | 1-5/16"-12 | 50 |
| 84-HC-PJCP-20 | 20 | 1-5/8"-12 | 20 |
| 84-HC-PJCP-24 | 24 | 1-7/8"-12 | 20 |
| 84-HC-PJCP-32 | 32 | 2-1/2"-12 | 20 |

* ONLY SOLD IN BAG QUANTITIES *

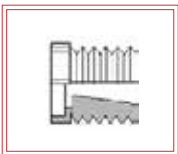
PROTECTIVE PLASTIC FEMALE CAP ORFS - BAG QUANTITY



| PART NUMBER | DASH SIZE | FLANGE SIZE | BAG QTY |
|---------------|-----------|-------------|---------|
| 84-HC-POFC-06 | 06 | 11/16"-16 | 100 |
| 84-HC-POFC-08 | 08 | 13/16"-16 | 100 |
| 84-HC-POFC-10 | 10 | 1"-14 | 100 |
| 84-HC-POFC-12 | 12 | 1-3/16"-12 | 100 |
| 84-HC-POFC-16 | 16 | 1-7/16"-12 | 20 |
| 84-HC-POFC-20 | 20 | 1-11/16"-12 | 20 |

* ONLY SOLD IN BAG QUANTITIES *

PROTECTIVE PLASTIC MALE PLUG ORFS - BAG QUANTITY



| PART NUMBER | DASH SIZE | FLANGE SIZE | BAG QTY |
|---------------|-----------|-------------|---------|
| 84-HC-POFP-06 | 06 | 11/16"-16 | 100 |
| 84-HC-POFP-08 | 08 | 13/16"-16 | 100 |
| 84-HC-POFP-10 | 10 | 1"-14 | 100 |
| 84-HC-POFP-12 | 12 | 1-3/16"-12 | 100 |
| 84-HC-POFP-16 | 16 | 1-7/16"-12 | 20 |
| 84-HC-POFP-20 | 20 | 1-11/16"-12 | 20 |

* ONLY SOLD IN BAG QUANTITIES *

PROJECTILE GUN AND NOZZLE KIT FOR CLEANING HOSE



| PART NUMBER | NOZZLE RANGE | | KIT INCLUDES |
|----------------|--------------|------|---|
| | MIN | MAX | |
| 84-HC-GNNZ-KIT | 6MM | 50MM | GUN / ADAPTOR RING / TOOLBOX / HANDBOOK / SIZING CHART / 10 NOZZLES |

POLY SHOT STANDARD PROJECTILE



| PART NUMBER | SIZE | BAG QTY | HOSE ID TO SUIT |
|----------------|------|---------|-----------------|
| 84-HC-PSST-007 | 7MM | 100 | 1/4" |
| 84-HC-PSST-010 | 10MM | 100 | 5/16" |
| 84-HC-PSST-012 | 12MM | 100 | 3/8" |
| 84-HC-PSST-014 | 14MM | 100 | 1/2" |
| 84-HC-PSST-016 | 16MM | 100 | - |
| 84-HC-PSST-018 | 18MM | 100 | - |
| 84-HC-PSST-020 | 20MM | 100 | 5/8" |
| 84-HC-PSST-022 | 22MM | 100 | - |
| 84-HC-PSST-024 | 24MM | 50 | 3/4" |
| 84-HC-PSST-026 | 26MM | 50 | - |
| 84-HC-PSST-028 | 28MM | 40 | - |
| 84-HC-PSST-030 | 30MM | 40 | 1" |
| 84-HC-PSST-033 | 33MM | 40 | - |
| 84-HC-PSST-036 | 36MM | 30 | - |
| 84-HC-PSST-040 | 40MM | 30 | 1-1/4" |
| 84-HC-PSST-045 | 45MM | 20 | 1-1/2" |
| 84-HC-PSST-050 | 50MM | 20 | - |
| 84-HC-PSST-065 | 65MM | 10 | 2" |
| 84-HC-PSST-070 | 70MM | 10 | - |
| 84-HC-PSST-075 | 75MM | 10 | 2-1/2" |
| 84-HC-PSST-080 | 85MM | 10 | 3" |

* PLEASE NOTE THIS IS ONLY A GUIDE / ONLY SOLD IN BAG QUANTITIES *

PC & TC - TUBE AND HOSE CLAMPS

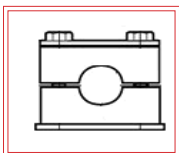
P-CLAMP - VINYL COATED STEEL BLACK



| PART NUMBER | CLAMP ID | CLAMP WIDTH | MOUNT HOLE ID | GUIDE FOR HYDRAULIC HOSE APPLICATION |
|------------------|----------|-------------|---------------|--|
| 84-PC-VCSBK-06MM | 6.0 | 20 | 10.3 | - |
| 84-PC-VCSBK-10MM | 9.9 | 20 | 10.3 | - |
| 84-PC-VCSBK-11MM | 11.1 | 20 | 10.3 | 1SN-03 / 2SN-03 |
| 84-PC-VCSBK-13MM | 12.7 | 20 | 10.3 | R6-04 / 1SN-04 / R16-04 |
| 84-PC-VCSBK-14MM | 14.2 | 20 | 10.3 | R6-05 / 1SN-05 / 2SN-04 |
| 84-PC-VCSBK-16MM | 15.9 | 20 | 10.3 | 1SN-05 / 2SN-04 / 2SN-05 / R6-06 |
| 84-PC-VCSBK-18MM | 17.5 | 20 | 10.3 | 1SN-06 / R16-06 |
| 84-PC-VCSBK-19MM | 19.0 | 20 | 10.3 | 2SN-06 / R6-08 |
| 84-PC-VCSBK-21MM | 20.6 | 20 | 10.3 | 1SN-08 / R16-08 / XCP4S/5S /6S-06 / EXUT4/5/6-06 |
| 84-PC-VCSBK-24MM | 23.8 | 20 | 10.3 | 2SN-08 / 1SN-10 / R16-10 / R6-10 / XCP4S-08 / EXUT4-08 |
| 84-PC-VCSBK-25MM | 25.4 | 20 | 10.3 | XCP5S-08 / XCP6S-08 / 2SN-10 / R6-10 / EXUT5/6-08 |
| 84-PC-VCSBK-27MM | 26.9 | 20 | 10.3 | 1SN-12 / R16-12 / XCP4S-10 / EXUT4-10 |
| 84-PC-VCSBK-28MM | 28.4 | 20 | 10.3 | XCP5S-10 / XCP6S-10 / EXUT5/6-10 |
| 84-PC-VCSBK-30MM | 30.2 | 20 | 13.5 | 2SN-12 / XCP4S-12 / EXUT4-12 |
| 84-PC-VCSBK-32MM | 31.7 | 25 | 13.5 | XCP5S-12 / XCP6S-12 / EXUT5/6-12 |
| 84-PC-VCSBK-33MM | 33.2 | 25 | 13.5 | 1SN-16 / R16-16 |
| 84-PC-VCSBK-38MM | 38.1 | 25 | 13.5 | 2SN-16 / XCP4S-16 / XCP5S-16 / EXUT4/5-16 |
| 84-PC-VCSBK-40MM | 39.6 | 25 | 13.5 | XCP6S-16 / 1SN-20 / EXUT6-16 |
| 84-PC-VCSBK-44MM | 44.4 | 25 | 13.5 | R16-20 / XCP4S-20 / XCP5S-20 / 2SN-20 / EXUT4/5-20 |
| 84-PC-VCSBK-51MM | 50.8 | 25 | 13.5 | 1SN-24 / 2SN-24 / XCP6S-20 / EXUT6-20 |
| 84-PC-VCSBK-57MM | 57.1 | 25 | 13.5 | XCP4S-24 / XCP5S-24 / XCP6S-24 / EXUT4/5/6-24 |
| 84-PC-VCSBK-64MM | 63.5 | 25 | 13.5 | 1SN-32 / 2SN-32 / XCP4S-32 / EXUT4-32 |
| 84-PC-VCSBK-73MM | 73.1 | 25 | 13.5 | XCP5S-32 / EXUT5-32 |

* PLEASE NOTE THIS IS ONLY A GUIDE *

TUBE CLAMP - SINGLE COMPLETE CLAMP BODY RIBBED

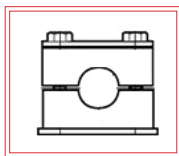


| PART NUMBER | GROUP SIZE | OD (MM) | OD (IN) | BOLTS | GUIDE FOR HYDRAULIC HOSE APPLICATION |
|-----------------|------------|---------|---------|---------|--|
| 84-TC-SNCR1-06 | 1 | 6 | - | M6 X 30 | - |
| 84-TC-SNCR1-064 | 1 | 6.4 | 1/4" | M6 X 30 | - |
| 84-TC-SNCR1-08 | 1 | 8 | 5/16" | M6 X 30 | - |
| 84-TC-SNCR1-095 | 1 | 9.5 | 3/8" | M6 X 30 | - |
| 84-TC-SNCR1-10 | 1 | 10 | - | M6 X 30 | - |
| 84-TC-SNCR1-12 | 1 | 12 | - | M6 X 30 | 1SN-03 / 2SN-03 |
| 84-TC-SNCR2-127 | 2 | 12.7 | - | M6 X 35 | R6-04 |
| 84-TC-SNCR2-13 | 2 | 13 | - | M6 X 35 | 1SN-04 / R16-04 |
| 84-TC-SNCR2-14 | 2 | 14 | - | M6 X 35 | R6-05 |
| 84-TC-SNCR2-15 | 2 | 15 | - | M6 X 35 | 1SN-05 / 2SN-04 |
| 84-TC-SNCR2-16 | 2 | 16 | 5/8" | M6 X 35 | 2SN-05 / R6-06 |
| 84-TC-SNCR2-171 | 2 | 17.1 | - | M6 X 35 | 1SN-06 / R16-06 |
| 84-TC-SNCR2-18 | 2 | 18 | - | M6 X 35 | - |
| 84-TC-SNCR3-19 | 3 | 19 | 3/4" | M6 X 40 | 2SN-06 / R6-08 |
| 84-TC-SNCR3-20 | 3 | 20 | - | M6 X 40 | 1SN-08 / R16-08 / XCP4S-06 / EXUT4-06 |
| 84-TC-SNCR3-213 | 3 | 21.3 | - | M6 X 40 | XCP5S-06 / XCP6S-06 / EXUT5/6-06 |
| 84-TC-SNCR3-22 | 3 | 22 | - | M6 X 40 | 2SN-08 |
| 84-TC-SNCR3-23 | 3 | 23 | - | M6 X 40 | 1SN-10 / R16-10 / R6-10 / XCP4S-08 / EXUT4-08 |
| 84-TC-SNCR3-25 | 3 | 25 | - | M6 X 40 | XCP5S-08 / XCP6S-08 / EXUT5/6-08 |
| 84-TC-SNCR3-254 | 3 | 25.4 | 1" | M6 X 40 | 2SN-10 |
| 84-TC-SNCR4-266 | 4 | 26.6 | - | M6 X 45 | R6-10 / XCP4S-10 / EXUT4-10 |
| 84-TC-SNCR4-28 | 4 | 28 | - | M6 X 45 | 1SN-12 / R16-12 / XCP5S-10 / XCP6S-10 / EXUT5/6-10 |
| 84-TC-SNCR4-30 | 4 | 30 | - | M6 X 45 | 2SN-12 / XCP4S-12 / EXUT4-12 |

Continued on next page

HYDRAULIC ACCESSORIES

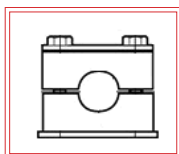
TUBE CLAMP - SINGLE COMPLETE CLAMP BODY RIBBED



| | | | | | |
|-----------------|---|------|--------|---------|---|
| 84-TC-SNCR5-32 | 5 | 32 | 1-1/4" | M6 X 60 | XCP5S-12 / XCP6S-12 / EXUT5/6-12 |
| 84-TC-SNCR5-337 | 5 | 33.7 | - | M6 X 60 | - |
| 84-TC-SNCR5-35 | 5 | 35 | - | M6 X 60 | 1SN-16 / R16-16 |
| 84-TC-SNCR5-38 | 5 | 38 | 1-1/2" | M6 X 60 | 2SN-16 / XCP4S-16 / XCP5S-16 / EXUT4/5-16 |
| 84-TC-SNCR5-40 | 5 | 40 | - | M6 X 60 | XCP6S-16 / EXUT6-16 |
| 84-TC-SNCR5-42 | 5 | 42 | - | M6 X 60 | 1SN-20 |
| 84-TC-SNCR6-445 | 6 | 44.5 | 1-3/4" | M6 X 70 | R16-20 / XCP4S-20 / XCP5S-20 / EXUT4/5-20 |
| 84-TC-SNCR6-48 | 6 | 48 | - | M6 X 70 | 2SN-20 |
| 84-TC-SNCR6-508 | 6 | 50.8 | 2" | M6 X 70 | 1SN-24 / XCP6S-20 / EXUT6-20 |

* PLEASE NOTE THIS IS ONLY A GUIDE *

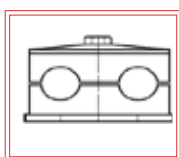
TUBE CLAMP - SINGLE HEAVY COMPLETE CLAMP BODY RIBBED



| PART NUMBER | GROUP SIZE | OD (MM) | OD (IN) | BOLTS | GUIDE FOR HYDRAULIC HOSE APPLICATION |
|-----------------|------------|---------|---------|-----------|--|
| 84-TC-SHCR1-15 | 1 | 15 | - | M10 X 45 | - |
| 84-TC-SHCR1-16 | 1 | 16 | 5/8" | M10 X 45 | 2SN-05 / R6-06 |
| 84-TC-SHCR1-17 | 1 | 17 | - | M10 X 45 | 1SN-06 / R16-06 |
| 84-TC-SHCR1-18 | 1 | 18 | - | M10 X 45 | - |
| 84-TC-SHCR2-19 | 2 | 19 | 3/4" | M10 X 60 | 2SN-06 / R6-08 |
| 84-TC-SHCR2-20 | 2 | 20 | - | M10 X 60 | 1SN-08 / R16-08 / XCP4S-06 / EXUT4-06 |
| 84-TC-SHCR2-21 | 2 | 21 | - | M10 X 60 | XCP5S-06 / XCP6S-06 / EXUT5/6-06 |
| 84-TC-SHCR2-22 | 2 | 22 | - | M10 X 60 | 2SN-08 |
| 84-TC-SHCR2-23 | 2 | 23 | - | M10 X 60 | 1SN-10 / R16-10 / R6-10 / XCP4S-08 / EXUT4-08 |
| 84-TC-SHCR2-25 | 2 | 25 | - | M10 X 60 | 2SN-10 / XCP5S-08 / XCP6S-08 / EXUT5/6-08 |
| 84-TC-SHCR2-27 | 2 | 27 | - | M10 X 60 | R6-10 / XCP4S-10 / EXUT4-10 |
| 84-TC-SHCR2-28 | 2 | 28 | - | M10 X 60 | 1SN-12 / R16-12 / XCP5S-10 / XCP6S-10 / EXUT5/6-10 |
| 84-TC-SHCR2-30 | 2 | 30 | - | M10 X 60 | 2SN-12 / XCP4S-12 / EXUT4-12 |
| 84-TC-SHCR3-32 | 3 | 32 | 1-1/4" | M10 X 70 | XCP5S-12 / XCP6S-12 / EXUT5-12 / EXUT6-12 |
| 84-TC-SHCR3-34 | 3 | 34 | - | M10 X 70 | - |
| 84-TC-SHCR3-35 | 3 | 35 | - | M10 X 70 | 1SN-16 / R16-16 |
| 84-TC-SHCR3-38 | 3 | 38 | 1-1/2" | M10 X 70 | 2SN-16 / XCP4S-16 / XCP5S-16 / EXUT4/5-16 |
| 84-TC-SHCR3-40 | 3 | 40 | - | M10 X 70 | XCP6S-16 / EXUT6-16 |
| 84-TC-SHCR3-42 | 3 | 42 | - | M10 X 70 | 1SN-20 |
| 84-TC-SHCR4-445 | 4 | 44.5 | 1-3/4" | M12 X 100 | R16-20 / XCP4S-20 / XCP5S-20 / EXUT4/5-20 |
| 84-TC-SHCR4-483 | 4 | 48.3 | - | M12 X 100 | 2SN-20 |
| 84-TC-SHCR4-508 | 4 | 50.8 | 2" | M12 X 100 | 1SN-24 / XCP6S-20 / EXUT6-20 |

* PLEASE NOTE THIS IS ONLY A GUIDE *

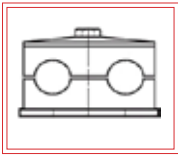
TUBE CLAMP - TWIN COMPLETE CLAMP BODY RIBBED



| PART NUMBER | GROUP SIZE | OD (MM) | OD (IN) | BOLTS | GUIDE FOR HYDRAULIC HOSE APPLICATION |
|-----------------|------------|---------|---------|---------|---------------------------------------|
| 84-TC-TWCR1-06 | 1 | 6 | - | M6 x 35 | - |
| 84-TC-TWCR1-064 | 1 | 6.4 | 1/4" | M6 x 35 | - |
| 84-TC-TWCR1-08 | 1 | 8 | 5/16" | M6 x 35 | - |
| 84-TC-TWCR1-095 | 1 | 9.5 | 3/8" | M6 x 35 | - |
| 84-TC-TWCR1-10 | 1 | 10 | - | M6 x 35 | - |
| 84-TC-TWCR1-12 | 1 | 12 | - | M6 x 35 | 1SN-03 / 2SN-03 |
| 84-TC-TWCR2-127 | 2 | 12.7 | 1/2" | M6 x 35 | R6-04 |
| 84-TC-TWCR2-135 | 2 | 13.5 | - | M6 x 35 | 1SN-04 / R16-04 |
| 84-TC-TWCR2-14 | 2 | 14 | - | M6 x 35 | R6-05 |
| 84-TC-TWCR2-15 | 2 | 15 | - | M6 x 35 | 1SN-05 / 2SN-04 |
| 84-TC-TWCR2-16 | 2 | 16 | 5/8" | M6 x 35 | 2SN-05 / R6-06 |
| 84-TC-TWCR2-171 | 2 | 17.1 | - | M6 x 35 | 1SN-06 / R16-06 |
| 84-TC-TWCR2-18 | 2 | 18 | - | M6 x 35 | - |
| 84-TC-TWCR3-19 | 3 | 19 | 3/4" | M6 x 45 | 2SN-06 / R6-08 |
| 84-TC-TWCR3-20 | 3 | 20 | - | M6 x 45 | 1SN-08 / R16-08 / XCP4S-06 / EXUT4-06 |
| 84-TC-TWCR3-213 | 3 | 21.3 | - | M6 x 45 | XCP5S-06 / XCP6S-06 / EXUT5/6-06 |

Continued on next page

TUBE CLAMP - TWIN COMPLETE CLAMP BODY RIBBED

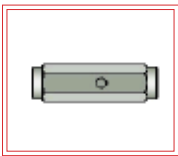


| | | | | | |
|-----------------|---|------|--------|---------|--|
| 84-TC-TWCR3-22 | 3 | 22 | - | M6 x 45 | 2SN-08 |
| 84-TC-TWCR3-23 | 3 | 23 | - | M6 x 45 | 1SN-10 / R16-10 / R6-10 / XCP45-08 / EXUT4-08 |
| 84-TC-TWCR3-25 | 3 | 25 | - | M6 x 45 | XCP55-08 / XCP65-08 / EXUT5/6-08 |
| 84-TC-TWCR3-254 | 3 | 25.4 | 1" | M6 x 45 | 2SN-10 |
| 84-TC-TWCR4-266 | 4 | 26.6 | - | M6 x 50 | R6-10 / XCP45-10 / EXUT4-10 |
| 84-TC-TWCR4-28 | 4 | 28 | - | M6 x 50 | 1SN-12 / R16-12 / XCP55-10 / XCP65-10 / EXUT5/6-10 |
| 84-TC-TWCR4-30 | 4 | 30 | - | M6 x 50 | 2SN-12 / XCP45-12 / EXUT4-12 |
| 84-TC-TWCR5-32 | 5 | 32 | 1-1/4" | M6 x 60 | XCP55-12 / XCP65-12 / EXUT5/6-12 |
| 84-TC-TWCR5-33 | 5 | 33 | - | M6 x 60 | - |
| 84-TC-TWCR5-35 | 5 | 35 | - | M6 x 60 | 1SN-16 / R16-16 |
| 84-TC-TWCR5-38 | 5 | 38 | 1-1/2" | M6 x 60 | 2SN-16 / XCP45-16 / XCP55-16 / EXUT4/5-16 |
| 84-TC-TWCR5-40 | 5 | 40 | - | M6 x 60 | XCP65-16 / EXUT6-16 |
| 84-TC-TWCR5-42 | 5 | 42 | - | M6 x 60 | 1SN-20 |

* PLEASE NOTE THIS IS ONLY A GUIDE *

HV - HYDRAULIC VALVES

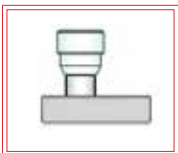
CHECK VALVE - STANDARD CRACKING PRESSURE 0.35 TO 0.5 BAR - BSPP



| PART NUMBER | DASH SIZE | BSPP THREAD | LENGTH MM | HEIGHT MM | WORKING PRESSURE | |
|----------------|-----------|-------------|-----------|-----------|------------------|--------|
| | | | | | BAR | PSI |
| 86-HV-CHVSB-04 | 04 | 1/4"-19 | 60.0 | 19.0 | 700 | 10,150 |
| 86-HV-CHVSB-06 | 06 | 3/8"-19 | 70.0 | 24.0 | 700 | 10,150 |
| 86-HV-CHVSB-08 | 08 | 1/2"-14 | 77.0 | 30.0 | 500 | 7,250 |
| 86-HV-CHVSB-12 | 12 | 3/4"-14 | 90.0 | 36.0 | 500 | 7,250 |
| 86-HV-CHVSB-16 | 16 | 1"-11 | 106.0 | 45.0 | 500 | 7,250 |
| 86-HV-CHVSB-20 | 20 | 1-1/4"-11 | 125.0 | 55.0 | 400 | 5,800 |

* TEMPERATURE RANGE -20C TO +100C *

FLOW CONTROL VALVE C/W CHECK VALVE - BSPP



| PART NUMBER | DASH SIZE | BSPP THREAD | LENGTH MM | HEIGHT MM | WORKING PRESSURE | |
|----------------|-----------|-------------|-----------|-----------|------------------|-------|
| | | | | | BAR | PSI |
| 86-HV-FCCVB-04 | 04 | 1/4"-19 | 50.0 | 66.0 | 350 | 5,075 |
| 86-HV-FCCVB-06 | 06 | 3/8"-19 | 57.0 | 72.0 | 350 | 5,075 |
| 86-HV-FCCVB-08 | 08 | 1/2"-14 | 67.0 | 92.5 | 350 | 5,075 |
| 86-HV-FCCVB-12 | 12 | 3/4"-14 | 82.5 | 105.0 | 350 | 5,075 |
| 86-HV-FCCVB-16 | 16 | 1"-11 | 93.0 | 115.0 | 350 | 5,075 |

* TEMPERATURE RANGE -20C TO +100C *

FLOW CONTROL VALVE 2 WAY - BSPP



| PART NUMBER | DASH SIZE | BSPP THREAD | LENGTH MM | HEIGHT MM | WORKING PRESSURE | |
|----------------|-----------|-------------|-----------|-----------|------------------|-------|
| | | | | | BAR | PSI |
| 86-HV-FCV2B-04 | 04 | 1/4"-19 | 68.5 | 66.0 | 350 | 5,075 |
| 86-HV-FCV2B-06 | 06 | 3/8"-19 | 83.0 | 72.0 | 350 | 5,075 |
| 86-HV-FCV2B-08 | 08 | 1/2"-14 | 95.0 | 92.5 | 350 | 5,075 |
| 86-HV-FCV2B-12 | 12 | 3/4"-14 | 117.0 | 105.0 | 350 | 5,075 |
| 86-HV-FCV2B-16 | 16 | 1"-11 | 138.0 | 115.0 | 350 | 5,075 |

* TEMPERATURE RANGE -20C TO +100C *

HYDRAULIC ACCESORIES

HIGH PRESSURE BALL VALVE - 2 WAY BLOCK BODY WITH MOUNTING HOLES - BSPP FEMALE



| PART NUMBER | DASH SIZE | BSPP THREAD | LENGTH MM | HEIGHT MM | WORKING PRESSURE | |
|----------------|-----------|-------------|-----------|-----------|------------------|-------|
| | | | | | BAR | PSI |
| 86-HV-HP2BB-04 | 04 | 1/4"-19 | 69.0 | 46.5 | 500 | 7,250 |
| 86-HV-HP2BB-06 | 06 | 3/8"-19 | 71.0 | 54.0 | 500 | 7,250 |
| 86-HV-HP2BB-08 | 08 | 1/2"-14 | 82.0 | 57.5 | 500 | 7,250 |
| 86-HV-HP2BB-12 | 12 | 3/4"-14 | 96.0 | 81.5 | 400 | 5,800 |
| 86-HV-HP2BB-16 | 16 | 1"-11 | 113.0 | 94.5 | 400 | 5,800 |

* TEMPERATURE RANGE -20C TO +120C *

HIGH PRESSURE BALL VALVE - 2 WAY FORGED TYPE - BSPP FEMALE



| PART NUMBER | DASH SIZE | BSPP THREAD | LENGTH MM | HEIGHT MM | WORKING PRESSURE | |
|----------------|-----------|-------------|-----------|-----------|------------------|-------|
| | | | | | BAR | PSI |
| 86-HV-HP2FB-20 | 20 | 1-1/4"-11 | 110.0 | 99.5 | 315 | 4,570 |
| 86-HV-HP2FB-24 | 24 | 1-1/2"-11 | 120.0 | 105.0 | 315 | 4,570 |
| 86-HV-HP2FB-32 | 32 | 2"-11 | 140.0 | 110.0 | 315 | 4,570 |

* TEMPERATURE RANGE -20C TO +120C *

HIGH PRESSURE BALL VALVE - 3 WAY BLOCK BODY - BSPP FEMALE



| PART NUMBER | DASH SIZE | BSPP THREAD | LENGTH MM | HEIGHT MM | WORKING PRESSURE | |
|----------------|-----------|-------------|-----------|-----------|------------------|-------|
| | | | | | BAR | PSI |
| 86-HV-HP3BB-04 | 04 | 1/4"-19 | 69.0 | 46.5 | 500 | 7,250 |
| 86-HV-HP3BB-06 | 06 | 3/8"-19 | 71.0 | 54.0 | 500 | 7,250 |
| 86-HV-HP3BB-08 | 08 | 1/2"-14 | 82.0 | 57.5 | 500 | 7,250 |
| 86-HV-HP3BB-12 | 12 | 3/4"-14 | 96.0 | 81.5 | 315 | 4,570 |
| 86-HV-HP3BB-16 | 16 | 1"-11 | 113.0 | 94.5 | 315 | 4,570 |

* TEMPERATURE RANGE -20C TO +120C *

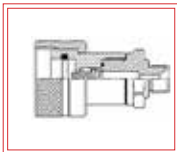
HIGH PRESSURE BALL VALVE - REPLACEMENT HANDLE



| PART NUMBER | BALL VALVE SIZE TO SUIT | LIST PRICE |
|------------------|-------------------------|------------|
| 86-HV-HPRHD-0408 | 1/4" TO 1/2" | \$ 14.92 |
| 86-HV-HPRHD-1216 | 3/4" TO 1" | \$ 31.28 |
| 86-HV-HPRHD-2032 | 1-1/4" TO 2" | \$ 49.44 |

QR - QUICK RELEASE COUPLINGS

QUICK RELEASE COUPLING - 700BAR JACKING - FEMALE



| PART NUMBER | DASH SIZE | BODY SIZE | DASH SIZE | THREAD SIZE | THREAD TYPE | MAX WORKING PRESSURE PSI | PLUG / CAP TO SUIT |
|------------------|-----------|-----------|-----------|-------------|-------------|--------------------------|--------------------|
| 86-QR-BJSFN-0404 | 04 | 1/4" | 04 | 1/4"-18 | NPT MALE | 10,000 | 86-QR-FJPRD-04 |
| 86-QR-BJSFN-0606 | 06 | 3/8" | 06 | 3/8"-18 | NPT MALE | 10,000 | 86-QR-FJPRD-06 |

* PLUG & CAP SOLD SEPARATE *

QUICK RELEASE COUPLING - 700BAR JACKING - MALE

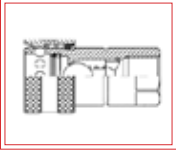


| PART NUMBER | DASH SIZE | BODY SIZE | DASH SIZE | THREAD SIZE | THREAD TYPE | MAX WORKING PRESSURE PSI | PLUG / CAP TO SUIT |
|------------------|-----------|-----------|-----------|-------------|-------------|--------------------------|--------------------|
| 86-QR-BJSMN-0404 | 04 | 1/4" | 04 | 1/4"-18 | NPT | 10,000 | 86-QR-MJPRD-04 |
| 86-QR-BJSMN-0606 | 06 | 3/8" | 06 | 3/8"-18 | NPT | 10,000 | 86-QR-MJPRD-06 |

* PLUG & CAP SOLD SEPARATE *

HYDRAULIC ACCESORIES

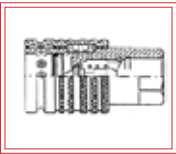
QUICK RELEASE COUPLING - BALL 4000/NS INTERCHANGE - FEMALE



| PART NUMBER | DASH SIZE | BODY SIZE | DASH SIZE | THREAD SIZE | THREAD TYPE | MAX WORKING PRESSURE PSI | PLUG / CAP TO SUIT |
|------------------|-----------|-----------|-----------|-------------|-------------|--------------------------|--------------------|
| 86-QR-BNSFB-0404 | 04 | 1/4" | 04 | 1/4"-19 | BSPP | 5,000 | 86-QR-FNPRD-04 |
| 86-QR-BNSFB-0606 | 06 | 3/8" | 06 | 3/8"-19 | BSPP | 4,000 | 86-QR-FNPRD-06 |
| 86-QR-BNSFB-0808 | 08 | 1/2" | 08 | 1/2"-14 | BSPP | 4,000 | 86-QR-FNPRD-08 |
| 86-QR-BNSFB-1212 | 12 | 3/4" | 12 | 3/4"-14 | BSPP | 3,000 | 86-QR-FNPRD-12 |
| 86-QR-BNSFB-1616 | 16 | 1" | 16 | 1"-11 | BSPP | 3,000 | 86-QR-FNPRD-16 |

* PLUG & CAP SOLD SEPARATE *

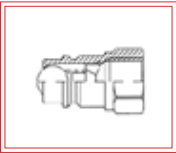
QUICK RELEASE COUPLING - BALL PUSH-PULL 4000/NS INTERCHANGE - FEMALE



| PART NUMBER | DASH SIZE | BODY SIZE | DASH SIZE | THREAD SIZE | THREAD TYPE | MAX WORKING PRESSURE PSI | PLUG / CAP TO SUIT |
|------------------|-----------|-----------|-----------|-------------|-------------|--------------------------|--------------------|
| 86-QR-BAPFB-0808 | 08 | 1/2" | 08 | 1/2"-14 | BSPP | 3,000 | 86-QR-FNPRD-08 |

* PLUG & CAP SOLD SEPARATE *

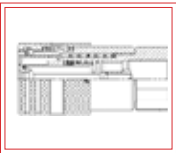
QUICK RELEASE COUPLING - BALL 4000/NS INTERCHANGE - MALE



| PART NUMBER | DASH SIZE | BODY SIZE | DASH SIZE | THREAD SIZE | THREAD TYPE | MAX WORKING PRESSURE PSI | PLUG / CAP TO SUIT |
|------------------|-----------|-----------|-----------|-------------|-------------|--------------------------|--------------------|
| 86-QR-BNSMB-0404 | 04 | 1/4" | 04 | 1/4"-19 | BSPP | 5,000 | 86-QR-MNPRD-04 |
| 86-QR-BNSMB-0606 | 06 | 3/8" | 06 | 3/8"-19 | BSPP | 4,000 | 86-QR-MNPRD-06 |
| 86-QR-BNSMB-0808 | 08 | 1/2" | 08 | 1/2"-14 | BSPP | 4,000 | 86-QR-MNPRD-08 |
| 86-QR-BNSMB-1212 | 12 | 3/4" | 12 | 3/4"-14 | BSPP | 3,000 | 86-QR-MNPRD-12 |
| 86-QR-BNSMB-1616 | 16 | 1" | 16 | 1"-11 | BSPP | 3,000 | 86-QR-MNPRD-16 |

* PLUG & CAP SOLD SEPARATE *

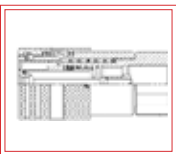
QUICK RELEASE COUPLING - FLAT FACE ISO 16028 - FEMALE



| PART NUMBER | DASH SIZE | BODY SIZE | DASH SIZE | THREAD SIZE | THREAD TYPE | MAX WORKING PRESSURE PSI | PLUG / CAP TO SUIT |
|------------------|-----------|-----------|-----------|-------------|-------------|--------------------------|--------------------|
| 86-QR-FFAFB-0404 | 04 | 1/4" | 04 | 1/4"-19 | BSPP | 5,000 | 86-QR-FFPRD-04 |
| 86-QR-FFAFB-0606 | 06 | 3/8" | 06 | 3/8"-19 | BSPP | 4,350 | 86-QR-FFPRD-06 |
| 86-QR-FFAFB-0608 | 06 | 3/8" | 08 | 1/2"-14 | BSPP | 4,350 | 86-QR-FFPRD-06 |
| 86-QR-FFAFB-0808 | 08 | 1/2" | 08 | 1/2"-14 | BSPP | 4,350 | 86-QR-FFPRD-08 |
| 86-QR-FFAFB-0812 | 08 | 1/2" | 12 | 3/4"-14 | BSPP | 4,350 | 86-QR-FFPRD-08 |
| 86-QR-FFAFB-1012 | 10 | 5/8" | 12 | 3/4"-14 | BSPP | 3,625 | 86-QR-FFPRD-08 |
| 86-QR-FFAFB-1212 | 12 | 3/4" | 12 | 3/4"-14 | BSPP | 3,625 | 86-QR-FFPRD-12 |
| 86-QR-FFAFB-1216 | 12 | 3/4" | 16 | 1"-11 | BSPP | 3,625 | 86-QR-FFPRD-12 |
| 86-QR-FFAFB-1616 | 16 | 1" | 16 | 1"-11 | BSPP | 3,000 | 86-QR-FFPRD-16 |
| 86-QR-FFAFB-1620 | 16 | 1" | 20 | 1-1/4"-11 | BSPP | 3,000 | 86-QR-FFPRD-16 |
| 86-QR-FFAFB-2424 | 24 | 1-1/2" | 24 | 1-1/2"-11 | BSPP | 3,000 | 86-QR-FFPRD-24 |
| 86-QR-FFAFB-3232 | 32 | 2" | 32 | 2"-11 | BSPP | 3,000 | 86-QR-FFPRD-32 |

* PLUG & CAP SOLD SEPARATE *

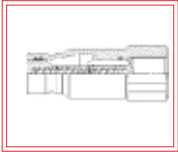
QUICK RELEASE COUPLING - FLAT FACE ISO 16028 - FEMALE / SAE-UNO



| PART NUMBER | DASH SIZE | BODY SIZE | DASH SIZE | THREAD SIZE | THREAD STYLE | MAX WORKING PRESSURE PSI | PLUG / CAP TO SUIT |
|------------------|-----------|-----------|-----------|-------------|--------------|--------------------------|--------------------|
| 86-QR-FFAFU-0608 | 06 | 3/8" | 08 | 3/4"-16 | UNO | 4,350 | 86-QR-FFPRD-06 |
| 86-QR-FFAFU-0808 | 08 | 1/2" | 08 | 3/4"-16 | UNO | 4,350 | 86-QR-FFPRD-08 |
| 86-QR-FFAFU-0810 | 08 | 1/2" | 10 | 7/8"-14 | UNO | 4,350 | 86-QR-FFPRD-08 |
| 86-QR-FFAFU-0812 | 08 | 1/2" | 12 | 1-1/16"-12 | UNO | 4,350 | 86-QR-FFPRD-08 |
| 86-QR-FFAFU-1012 | 10 | 5/8" | 12 | 1-1/16"-12 | UNO | 3,625 | 86-QR-FFPRD-10 |
| 86-QR-FFAFU-1212 | 12 | 3/4" | 12 | 1-1/16"-12 | UNO | 3,625 | 86-QR-FFPRD-12 |
| 86-QR-FFAFU-1216 | 12 | 3/4" | 16 | 1-5/16"-12 | UNO | 3,625 | 86-QR-FFPRD-12 |
| 86-QR-FFAFU-1616 | 16 | 1" | 16 | 1-5/16"-12 | UNO | 3,000 | 86-QR-FFPRD-16 |

* PLUG & CAP SOLD SEPARATE *

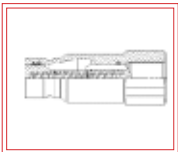
QUICK RELEASE COUPLING - FLAT FACE ISO 16028 - MALE



| PART NUMBER | DASH SIZE | BODY SIZE | DASH SIZE | THREAD SIZE | THREAD TYPE | MAX WORKING PRESSURE PSI | PLUG / CAP TO SUIT |
|------------------|-----------|-----------|-----------|-------------|-------------|--------------------------|--------------------|
| 86-QR-FFAMB-0404 | 04 | 1/4" | 04 | 1/4"-19 | BSPP | 5,000 | 86-QR-MFPRD-04 |
| 86-QR-FFAMB-0606 | 06 | 3/8" | 06 | 3/8"-19 | BSPP | 4,350 | 86-QR-MFPRD-06 |
| 86-QR-FFAMB-0608 | 06 | 3/8" | 08 | 1/2"-14 | BSPP | 4,350 | 86-QR-MFPRD-06 |
| 86-QR-FFAMB-0808 | 08 | 1/2" | 08 | 1/2"-14 | BSPP | 4,350 | 86-QR-MFPRD-08 |
| 86-QR-FFAMB-0812 | 08 | 1/2" | 12 | 3/4"-14 | BSPP | 4,350 | 86-QR-MFPRD-08 |
| 86-QR-FFAMB-1012 | 10 | 5/8" | 12 | 3/4"-14 | BSPP | 3,625 | 86-QR-MFPRD-10 |
| 86-QR-FFAMB-1212 | 12 | 3/4" | 12 | 3/4"-14 | BSPP | 3,625 | 86-QR-MFPRD-12 |
| 86-QR-FFAMB-1216 | 12 | 3/4" | 16 | 1"-11 | BSPP | 3,625 | 86-QR-MFPRD-12 |
| 86-QR-FFAMB-1616 | 16 | 1" | 16 | 1"-11 | BSPP | 3,000 | 86-QR-MFPRD-16 |
| 86-QR-FFAMB-1620 | 16 | 1" | 20 | 1-1/4"-11 | BSPP | 3,000 | 86-QR-MFPRD-16 |
| 86-QR-FFAMB-2424 | 24 | 1-1/2" | 24 | 1-1/2"-11 | BSPP | 3,000 | 86-QR-MFPRD-24 |
| 86-QR-FFAMB-3232 | 32 | 2" | 32 | 2"-11 | BSPP | 3,000 | 86-QR-MFPRD-32 |

* PLUG & CAP SOLD SEPARATE *

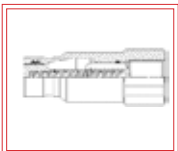
QUICK RELEASE COUPLING - FLAT FACE ISO 16028 - MALE / SAE-UNO



| PART NUMBER | DASH SIZE | BODY SIZE | DASH SIZE | THREAD SIZE | THREAD TYPE | MAX WORKING PRESSURE PSI | PLUG / CAP TO SUIT |
|------------------|-----------|-----------|-----------|-------------|-------------|--------------------------|--------------------|
| 86-QR-FFAMU-0608 | 06 | 3/8" | 08 | 3/4"-16 | UNO | 4,350 | 86-QR-MFPRD-06 |
| 86-QR-FFAMU-0808 | 08 | 1/2" | 08 | 3/4"-16 | UNO | 4,350 | 86-QR-MFPRD-08 |
| 86-QR-FFAMU-0810 | 08 | 1/2" | 10 | 7/8"-14 | UNO | 4,350 | 86-QR-MFPRD-08 |
| 86-QR-FFAMU-0812 | 08 | 1/2" | 12 | 1-1/16"-12 | UNO | 4,350 | 86-QR-MFPRD-08 |
| 86-QR-FFAMU-1012 | 10 | 5/8" | 12 | 1-1/16"-12 | UNO | 3,625 | 86-QR-MFPRD-10 |
| 86-QR-FFAMU-1212 | 12 | 3/4" | 12 | 1-1/16"-12 | UNO | 3,625 | 86-QR-MFPRD-12 |
| 86-QR-FFAMU-1216 | 12 | 3/4" | 16 | 1-5/16"-12 | UNO | 3,625 | 86-QR-MFPRD-12 |
| 86-QR-FFAMU-1616 | 16 | 1" | 16 | 1-5/16"-12 | UNO | 3,000 | 86-QR-MFPRD-16 |

* PLUG & CAP SOLD SEPARATE *

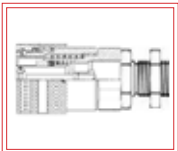
QUICK RELEASE COUPLING - FLAT FACE CONNECT UNDER PRESSURE- MALE



| PART NUMBER | DASH SIZE | BODY SIZE | DASH SIZE | THREAD SIZE | THREAD TYPE | MAX WORKING PRESSURE PSI | PLUG / CAP TO SUIT |
|------------------|-----------|-----------|-----------|-------------|-------------|--------------------------|--------------------|
| 86-QR-FFPMB-0606 | 06 | 3/8" | 06 | 3/8"-19 | BSPP | 4,350 | 86-QR-MFPRD-06 |
| 86-QR-FFPMB-0808 | 08 | 1/2" | 08 | 1/2"-14 | BSPP | 4,350 | 86-QR-MFPRD-08 |

* PLUG & CAP SOLD SEPARATE *

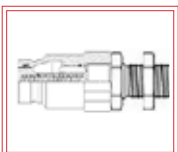
QUICK RELEASE COUPLING - FLAT FACE ISO 16028 - FEMALE / ORFS BULKHEAD



| PART NUMBER | DASH SIZE | BODY SIZE | DASH SIZE | THREAD SIZE | THREAD TYPE | MAX WORKING PRESSURE PSI | PLUG / CAP TO SUIT |
|--------------------|-----------|-----------|-----------|-------------|-------------|--------------------------|--------------------|
| 86-QR-FFAFO-0810BH | 08 | 1/2" | 10 | 1"-14 | ORFS | 4,350 | 86-QR-MFPRD-08 |

* PLUG & CAP SOLD SEPARATE *

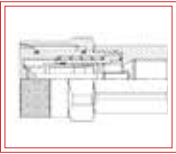
QUICK RELEASE COUPLING - FLAT FACE ISO 16028 - MALE / ORFS BULKHEAD



| PART NUMBER | DASH SIZE | BODY SIZE | DASH SIZE | THREAD SIZE | THREAD TYPE | MAX WORKING PRESSURE PSI | PLUG / CAP TO SUIT |
|--------------------|-----------|-----------|-----------|-------------|-------------|--------------------------|--------------------|
| 86-QR-FFAMO-0810BH | 08 | 1/2" | 10 | 1"-14 | ORFS | 4,350 | 86-QR-MFPRD-08 |

* PLUG & CAP SOLD SEPARATE *

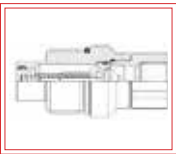
QUICK RELEASE COUPLING - FLAT FACE VEP SCREW TOGETHER - FEMALE



| PART NUMBER | DASH SIZE | BODY SIZE | DASH SIZE | THREAD SIZE | THREAD TYPE | MAX WORKING PRESSURE PSI | PLUG / CAP TO SUIT |
|------------------|-----------|-----------|-----------|-------------|-------------|--------------------------|--------------------|
| 86-QR-FSTFB-0808 | 08 | 1/2" | 08 | 1/2"-14 | BSPP | 7,000 | 86-QR-FVABK-08 |
| 86-QR-FSTFB-1012 | 10 | 5/8" | 12 | 3/4"-14 | BSPP | 7,000 | 86-QR-FVABK-10 |
| 86-QR-FSTFB-1216 | 12 | 3/4" | 16 | 1"-11 | BSPP | 7,000 | 86-QR-FVABK-12 |
| 86-QR-FSTFB-1620 | 16 | 1" | 20 | 1-1/4"-11 | BSPP | 6,000 | 86-QR-FVABK-16 |
| 86-QR-FSTFB-2424 | 24 | 1-1/2" | 24 | 1-1/2"-11 | BSPP | 5,000 | 86-QR-FVABK-24 |

* PLUG & CAP SOLD SEPARATE *

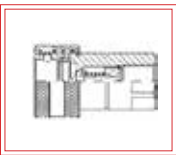
QUICK RELEASE COUPLING - FLAT FACE VEP SCREW TOGETHER - MALE



| PART NUMBER | DASH SIZE | BODY SIZE | DASH SIZE | THREAD SIZE | THREAD TYPE | MAX WORKING PRESSURE PSI | PLUG / CAP TO SUIT |
|------------------|-----------|-----------|-----------|-------------|-------------|--------------------------|--------------------|
| 86-QR-FSTMB-0808 | 08 | 1/2" | 08 | 1/2"-14 | BSPP | 7,000 | 86-QR-MVABK-08 |
| 86-QR-FSTMB-1012 | 10 | 5/8" | 12 | 3/4"-14 | BSPP | 7,000 | 86-QR-MVABK-10 |
| 86-QR-FSTMB-1216 | 12 | 3/4" | 16 | 1"-11 | BSPP | 7,000 | 86-QR-MVABK-12 |
| 86-QR-FSTMB-1620 | 16 | 1" | 20 | 1-1/4"-11 | BSPP | 6,000 | 86-QR-MVABK-16 |
| 86-QR-FSTMB-2424 | 24 | 1-1/2" | 24 | 1-1/2"-11 | BSPP | 5,000 | 86-QR-MVABK-24 |

* PLUG & CAP SOLD SEPARATE *

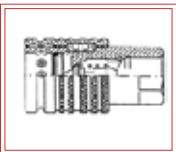
QUICK RELEASE COUPLING - POPPET ISO 7241-1 SERIES A - FEMALE



| PART NUMBER | DASH SIZE | BODY SIZE | DASH SIZE | THREAD SIZE | THREAD TYPE | MAX WORKING PRESSURE PSI | PLUG / CAP TO SUIT |
|------------------|-----------|-----------|-----------|-------------|-------------|--------------------------|--------------------|
| 86-QR-PASFB-0404 | 04 | 1/4" | 04 | 1/4"-19 | BSPP | 5,000 | 86-QR-FAPRD-04 |
| 86-QR-PASFB-0606 | 06 | 3/8" | 06 | 3/8"-19 | BSPP | 4,000 | 86-QR-FAPRD-06 |
| 86-QR-PASFB-0808 | 08 | 1/2" | 08 | 1/2"-14 | BSPP | 4,000 | 86-QR-FAPRD-08 |
| 86-QR-PASFB-1212 | 12 | 3/4" | 12 | 3/4"-14 | BSPP | 3,000 | 86-QR-FAPRD-12 |
| 86-QR-PASFB-1616 | 16 | 1" | 16 | 1"-11 | BSPP | 3,000 | 86-QR-FAPRD-16 |
| 86-QR-PASFB-2020 | 20 | 1-1/4" | 20 | 1-1/4"-11 | BSPP | 3,000 | 86-QR-FAPRD-20 |
| 86-QR-PASFB-2424 | 24 | 1-1/2" | 24 | 1-1/2"-11 | BSPP | 2,000 | 86-QR-FAPRD-24 |
| 86-QR-PASFB-3232 | 32 | 2" | 32 | 2"-11 | BSPP | 2,000 | 86-QR-FAPRD-32 |

* PLUG & CAP SOLD SEPARATE *

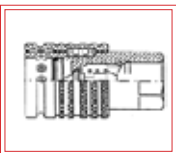
QUICK RELEASE COUPLING - POPPET ISO 7241-1 SERIES A PRESSURE ELIMINATOR PUSH-PULL - FEMALE



| PART NUMBER | DASH SIZE | BODY SIZE | DASH SIZE | THREAD SIZE | THREAD TYPE | MAX WORKING PRESSURE PSI | PLUG / CAP TO SUIT |
|------------------|-----------|-----------|-----------|-------------|-------------|--------------------------|--------------------|
| 86-QR-PAMFB-0808 | 08 | 1/2" | 08 | 1/2"-14 | BSPP | 4,000 | 86-QR-FAPRD-08 |

* PLUG & CAP SOLD SEPARATE *

QUICK RELEASE COUPLING - POPPET ISO 7241-1 SERIES A PUSH-PULL - FEMALE



| PART NUMBER | DASH SIZE | BODY SIZE | DASH SIZE | THREAD SIZE | THREAD TYPE | MAX WORKING PRESSURE PSI | PLUG / CAP TO SUIT |
|------------------|-----------|-----------|-----------|-------------|-------------|--------------------------|--------------------|
| 86-QR-PAPFB-0808 | 08 | 1/2" | 08 | 1/2"-14 | BSPP | 4,000 | 86-QR-FAPRD-08 |

* PLUG & CAP SOLD SEPARATE *

HYDRAULIC ACCESSORIES

QUICK RELEASE COUPLING - POPPET ISO 7241-1 SERIES A - MALE



| PART NUMBER | DASH SIZE | BODY SIZE | DASH SIZE | THREAD SIZE | THREAD TYPE | MAX WORKING PRESSURE PSI | PLUG / CAP TO SUIT |
|------------------|-----------|-----------|-----------|-------------|-------------|--------------------------|--------------------|
| 86-QR-PASMB-0404 | 04 | 1/4" | 04 | 1/4"-19 | BSPP | 5,000 | 86-QR-MAPRD-04 |
| 86-QR-PASMB-0606 | 06 | 3/8" | 06 | 3/8"-19 | BSPP | 4,000 | 86-QR-MAPRD-06 |
| 86-QR-PASMB-0808 | 08 | 1/2" | 08 | 1/2"-14 | BSPP | 4,000 | 86-QR-MAPRD-08 |
| 86-QR-PASMB-1212 | 12 | 3/4" | 12 | 3/4"-14 | BSPP | 3,000 | 86-QR-MAPRD-12 |
| 86-QR-PASMB-1616 | 16 | 1" | 16 | 1"-11 | BSPP | 3,000 | 86-QR-MAPRD-16 |
| 86-QR-PASMB-2020 | 20 | 1-1/4" | 20 | 1-1/4"-11 | BSPP | 3,000 | 86-QR-MAPRD-20 |
| 86-QR-PASMB-2424 | 24 | 1-1/2" | 24 | 1-1/2"-11 | BSPP | 2,000 | 86-QR-MAPRD-24 |
| 86-QR-PASMB-3232 | 32 | 2" | 32 | 2"-11 | BSPP | 2,000 | 86-QR-MAPRD-32 |

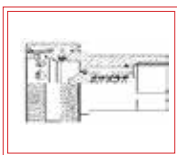
QUICK RELEASE COUPLING - POPPET ISO 7241-1 SERIES A PRESSURE ELIMINATOR - MALE



| PART NUMBER | DASH SIZE | BODY SIZE | DASH SIZE | THREAD SIZE | THREAD TYPE | MAX WORKING PRESSURE PSI | PLUG / CAP TO SUIT |
|------------------|-----------|-----------|-----------|-------------|-------------|--------------------------|--------------------|
| 86-QR-PAEMB-0808 | 08 | 1/2" | 08 | 1/2"-14 | BSPP | 4,000 | 86-QR-MAPRD-08 |

* PLUG & CAP SOLD SEPARATE *

QUICK RELEASE COUPLING - POPPET ISO 7241-1 SERIES B - FEMALE



| PART NUMBER | DASH SIZE | BODY SIZE | DASH SIZE | THREAD SIZE | THREAD TYPE | MAX WORKING PRESSURE PSI | PLUG / CAP TO SUIT |
|------------------|-----------|-----------|-----------|-------------|-------------|--------------------------|--------------------|
| 86-QR-PBSFB-0202 | 02 | 1/8" | 02 | 1/8"-28 | BSPP | 5,000 | 86-QR-FBPRD-02 |
| 86-QR-PBSFB-0404 | 04 | 1/4" | 04 | 1/4"-19 | BSPP | 5,000 | 86-QR-FBPRD-04 |
| 86-QR-PBSFB-0606 | 06 | 3/8" | 06 | 3/8"-19 | BSPP | 4,000 | 86-QR-FBPRD-06 |
| 86-QR-PBSFB-0808 | 08 | 1/2" | 08 | 1/2"-14 | BSPP | 4,000 | 86-QR-FBPRD-08 |
| 86-QR-PBSFB-1212 | 12 | 3/4" | 12 | 3/4"-14 | BSPP | 3,000 | 86-QR-FBPRD-12 |
| 86-QR-PBSFB-1616 | 16 | 1" | 16 | 1"-11 | BSPP | 3,000 | 86-QR-FBPRD-16 |

* PLUG & CAP SOLD SEPARATE *

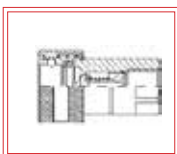
QUICK RELEASE COUPLING - POPPET ISO 7241-1 SERIES B - MALE



| PART NUMBER | DASH SIZE | BODY SIZE | DASH SIZE | THREAD SIZE | THREAD TYPE | MAX WORKING PRESSURE PSI | PLUG / CAP TO SUIT |
|------------------|-----------|-----------|-----------|-------------|-------------|--------------------------|--------------------|
| 86-QR-PBSMB-0202 | 02 | 1/8" | 02 | 1/8"-28 | BSPP | 5,000 | 86-QR-MBPRD-02 |
| 86-QR-PBSMB-0404 | 04 | 1/4" | 04 | 1/4"-19 | BSPP | 5,000 | 86-QR-MBPRD-04 |
| 86-QR-PBSMB-0606 | 06 | 3/8" | 06 | 3/8"-19 | BSPP | 4,000 | 86-QR-MBPRD-06 |
| 86-QR-PBSMB-0808 | 08 | 1/2" | 08 | 1/2"-14 | BSPP | 4,000 | 86-QR-MBPRD-08 |
| 86-QR-PBSMB-1212 | 12 | 3/4" | 12 | 3/4"-14 | BSPP | 3,000 | 86-QR-MBPRD-12 |
| 86-QR-PBSMB-1616 | 16 | 1" | 16 | 1"-11 | BSPP | 3,000 | 86-QR-MBPRD-16 |

* PLUG & CAP SOLD SEPARATE *

QUICK RELEASE COUPLING - POPPET 4000/NV INTERCHANGE - FEMALE

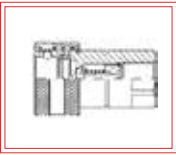


| PART NUMBER | DASH SIZE | BODY SIZE | DASH SIZE | THREAD SIZE | THREAD TYPE | MAX WORKING PRESSURE PSI | PLUG / CAP TO SUIT |
|------------------|-----------|-----------|-----------|-------------|-------------|--------------------------|--------------------|
| 86-QR-PNVFB-0404 | 04 | 1/4" | 04 | 1/4"-19 | BSPP | 5,000 | 86-QR-FNPRD-04 |
| 86-QR-PNVFB-0606 | 06 | 3/8" | 06 | 3/8"-19 | BSPP | 4,000 | 86-QR-FNPRD-06 |
| 86-QR-PNVFB-0808 | 08 | 1/2" | 08 | 1/2"-14 | BSPP | 4,000 | 86-QR-FNPRD-08 |
| 86-QR-PNVFB-1212 | 12 | 3/4" | 12 | 3/4"-14 | BSPP | 3,000 | 86-QR-FNPRD-12 |
| 86-QR-PNVFB-1616 | 16 | 1" | 16 | 1"-11 | BSPP | 3,000 | 86-QR-FNPRD-16 |

* PLUG & CAP SOLD SEPARATE *

HYDRAULIC ACCESORIES

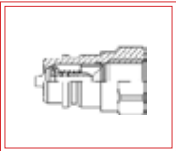
QUICK RELEASE COUPLING - POPPET 4000/NV INTERCHANGE - FEMALE / SAE-UNO



| PART NUMBER | DASH SIZE | BODY SIZE | DASH SIZE | THREAD SIZE | THREAD TYPE | MAX WORKING PRESSURE PSI | PLUG / CAP TO SUIT |
|------------------|-----------|-----------|-----------|-------------|-------------|--------------------------|--------------------|
| 86-QR-PNVFU-0808 | 08 | 1/2" | 08 | 3/4"-16 | UNO | 4,000 | 86-QR-FNPRD-08 |
| 86-QR-PNVFU-0810 | 08 | 1/2" | 10 | 7/8"-14 | UNO | 4,000 | 86-QR-FNPRD-08 |

* PLUG & CAP SOLD SEPARATE *

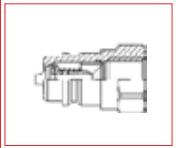
QUICK RELEASE COUPLING - POPPET 4000/NV INTERCHANGE - MALE



| PART NUMBER | DASH SIZE | BODY SIZE | DASH SIZE | THREAD SIZE | THREAD TYPE | MAX WORKING PRESSURE PSI | PLUG / CAP TO SUIT |
|------------------|-----------|-----------|-----------|-------------|-------------|--------------------------|--------------------|
| 86-QR-PNVMB-0404 | 04 | 1/4" | 04 | 1/4"-19 | BSPP | 5,000 | 86-QR-FNPRD-04 |
| 86-QR-PNVMB-0606 | 06 | 3/8" | 06 | 3/8"-19 | BSPP | 4,000 | 86-QR-FNPRD-06 |
| 86-QR-PNVMB-0808 | 08 | 1/2" | 08 | 1/2"-14 | BSPP | 4,000 | 86-QR-FNPRD-08 |
| 86-QR-PNVMB-1212 | 12 | 3/4" | 12 | 3/4"-14 | BSPP | 3,000 | 86-QR-FNPRD-12 |
| 86-QR-PNVMB-1616 | 16 | 1" | 16 | 1"-11 | BSPP | 3,000 | 86-QR-FNPRD-16 |

* PLUG & CAP SOLD SEPARATE *

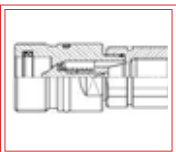
QUICK RELEASE COUPLING - POPPET 4000/NV INTERCHANGE - MALE / SAE-UNO



| PART NUMBER | DASH SIZE | BODY SIZE | DASH SIZE | THREAD SIZE | THREAD TYPE | MAX WORKING PRESSURE PSI | PLUG / CAP TO SUIT |
|------------------|-----------|-----------|-----------|-------------|-------------|--------------------------|--------------------|
| 86-QR-PNVMU-0808 | 08 | 1/2" | 08 | 3/4"-16 | UNO | 4,000 | 86-QR-FNPRD-08 |
| 86-QR-PNVMU-0810 | 08 | 1/2" | 10 | 7/8"-14 | UNO | 4,000 | 86-QR-FNPRD-08 |

* PLUG & CAP SOLD SEPARATE *

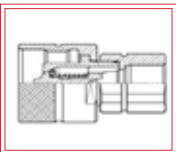
QUICK RELEASE COUPLING - POPPET SCREW TOGETHER - FEMALE



| PART NUMBER | DASH SIZE | BODY SIZE | DASH SIZE | THREAD SIZE | THREAD TYPE | MAX WORKING PRESSURE PSI | PLUG / CAP TO SUIT |
|------------------|-----------|-----------|-----------|-------------|-------------|--------------------------|--------------------|
| 86-QR-PSTFB-0404 | 04 | 1/4" | 04 | 1/4"-19 | BSPP | 5,000 | 86-QR-FSPRD-04 |
| 86-QR-PSTFB-0606 | 06 | 3/8" | 06 | 3/8"-19 | BSPP | 5,000 | 86-QR-FSPRD-06 |
| 86-QR-PSTFB-0808 | 08 | 1/2" | 08 | 1/2"-14 | BSPP | 5,000 | 86-QR-FSPRD-08 |
| 86-QR-PSTFB-1212 | 12 | 3/4" | 12 | 3/4"-14 | BSPP | 4,500 | 86-QR-FSPRD-12 |
| 86-QR-PSTFB-1616 | 16 | 1" | 16 | 1"-11 | BSPP | 4,500 | 86-QR-FSPRD-16 |

* PLUG & CAP SOLD SEPARATE *

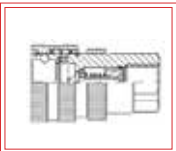
QUICK RELEASE COUPLING - POPPET SCREW TOGETHER - MALE



| PART NUMBER | DASH SIZE | BODY SIZE | DASH SIZE | THREAD SIZE | THREAD TYPE | MAX WORKING PRESSURE PSI | PLUG / CAP TO SUIT |
|------------------|-----------|-----------|-----------|-------------|-------------|--------------------------|--------------------|
| 86-QR-PSTMB-0404 | 04 | 1/4" | 04 | 1/4"-19 | BSPP | 5,000 | 86-QR-MSPRD-04 |
| 86-QR-PSTMB-0606 | 06 | 3/8" | 06 | 3/8"-19 | BSPP | 5,000 | 86-QR-MSPRD-06 |
| 86-QR-PSTMB-0808 | 08 | 1/2" | 08 | 1/2"-14 | BSPP | 5,000 | 86-QR-MSPRD-08 |
| 86-QR-PSTMB-1212 | 12 | 3/4" | 12 | 3/4"-14 | BSPP | 4,500 | 86-QR-MSPRD-12 |
| 86-QR-PSTMB-1616 | 16 | 1" | 16 | 1"-11 | BSPP | 4,500 | 86-QR-MSPRD-16 |

* PLUG & CAP SOLD SEPARATE *

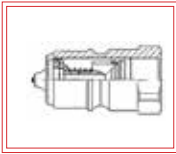
QUICK RELEASE COUPLING - TEMA T PRESSURE ELIMINATOR - FEMALE



| PART NUMBER | DASH SIZE | BODY SIZE | DASH SIZE | THREAD SIZE | THREAD TYPE | MAX WORKING PRESSURE PSI | PLUG / CAP TO SUIT |
|------------------|-----------|-----------|-----------|-------------|-------------|--------------------------|--------------------|
| 86-QR-PTEFB-0808 | 08 | 1/2" | 08 | 1/2"-14 | BSPP | 3,000 | 86-QR-FTPBK-08 |
| 86-QR-PTEFB-1212 | 12 | 3/4" | 12 | 3/4"-14 | BSPP | 3,000 | 86-QR-FTPBK-12 |
| 86-QR-PTEFB-1616 | 16 | 1" | 16 | 1"-11 | BSPP | 3,000 | 86-QR-FTPBK-16 |

* PLUG & CAP SOLD SEPARATE *

QUICK RELEASE COUPLING - TEMA T PRESSURE ELIMINATOR - MALE



| PART NUMBER | DASH SIZE | BODY SIZE | DASH SIZE | THREAD SIZE | THREAD TYPE | MAX WORKING PRESSURE PSI | PLUG / CAP TO SUIT |
|------------------|-----------|-----------|-----------|-------------|-------------|--------------------------|--------------------|
| 86-QR-PTEMB-0808 | 08 | 1/2" | 08 | 1/2"-14 | BSPP | 3,000 | 86-QR-MTPBK-08 |
| 86-QR-PTEMB-1212 | 12 | 3/4" | 12 | 3/4"-14 | BSPP | 3,000 | 86-QR-MTPBK-12 |
| 86-QR-PTEMB-1616 | 16 | 1" | 16 | 1"-11 | BSPP | 3,000 | 86-QR-MTPBK-16 |

* PLUG & CAP SOLD SEPARATE *

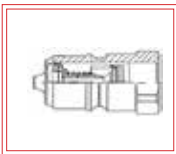
QUICK RELEASE COUPLING - TEMA T INTERCHANGE - FEMALE



| PART NUMBER | DASH SIZE | BODY SIZE | DASH SIZE | THREAD SIZE | THREAD TYPE | MAX WORKING PRESSURE PSI | PLUG / CAP TO SUIT |
|------------------|-----------|-----------|-----------|-------------|-------------|--------------------------|--------------------|
| 86-QR-PTMFB-0606 | 06 | 3/8" | 06 | 3/8"-19 | BSPP | 3,000 | - |
| 86-QR-PTMFB-0808 | 08 | 1/2" | 08 | 1/2"-14 | BSPP | 3,000 | 86-QR-FTPBK-08 |
| 86-QR-PTMFB-1212 | 12 | 3/4" | 12 | 3/4"-14 | BSPP | 3,000 | 86-QR-FTPBK-12 |
| 86-QR-PTMFB-1616 | 16 | 1" | 16 | 1"-11 | BSPP | 3,000 | 86-QR-FTPBK-16 |

* PLUG & CAP SOLD SEPARATE *

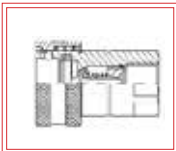
QUICK RELEASE COUPLING - TEMA T INTERCHANGE - MALE



| PART NUMBER | DASH SIZE | BODY SIZE | DASH SIZE | THREAD SIZE | THREAD TYPE | MAX WORKING PRESSURE PSI | PLUG / CAP TO SUIT |
|------------------|-----------|-----------|-----------|-------------|-------------|--------------------------|--------------------|
| 86-QR-PTMMB-0606 | 06 | 3/8" | 06 | 3/8"-19 | BSPP | 3,000 | - |
| 86-QR-PTMMB-0808 | 08 | 1/2" | 08 | 1/2"-14 | BSPP | 3,000 | 86-QR-MTPBK-08 |
| 86-QR-PTMMB-1212 | 12 | 3/4" | 12 | 3/4"-14 | BSPP | 3,000 | 86-QR-MTPBK-12 |
| 86-QR-PTMMB-1616 | 16 | 1" | 16 | 1"-11 | BSPP | 3,000 | 86-QR-MTPBK-16 |

* PLUG & CAP SOLD SEPARATE *

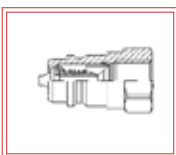
QUICK RELEASE COUPLING - PBR TRUCK COUPLING - FEMALE



| PART NUMBER | DASH SIZE | BODY SIZE | DASH SIZE | THREAD SIZE | THREAD TYPE | MAX WORKING PRESSURE PSI | PLUG / CAP TO SUIT |
|------------------|-----------|-----------|-----------|-------------|-------------|--------------------------|--------------------|
| 86-QR-PTFRB-1616 | 16 | 1" | 16 | 1"-11 | BSPP | 3,500 | 86-QR-FPPRD-16 |

* PLUG & CAP SOLD SEPARATE *

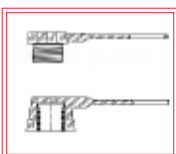
QUICK RELEASE COUPLING - PBR TRUCK COUPLING - MALE



| PART NUMBER | DASH SIZE | BODY SIZE | DASH SIZE | THREAD SIZE | THREAD TYPE | MAX WORKING PRESSURE PSI | PLUG / CAP TO SUIT |
|------------------|-----------|-----------|-----------|-------------|-------------|--------------------------|--------------------|
| 86-QR-PTRMB-1616 | 16 | 1" | 16 | 1"-11 | BSPP | 3,500 | 86-QR-MPPRD-16 |

* PLUG & CAP SOLD SEPARATE *

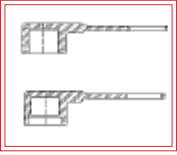
QUICK RELEASE COUPLING - JACKING PLUG / CAP PVC RED



| PART NUMBER | DASH SIZE | BODY SIZE | COLOUR | MATERIAL | COUPLING TO SUIT |
|----------------|-----------|-----------|--------|----------|------------------|
| 86-QR-FJPRD-04 | 04 | 1/4" | RED | PVC | FEMALE |
| 86-QR-FJPRD-06 | 06 | 3/8" | RED | PVC | FEMALE |
| 86-QR-MJPRD-04 | 04 | 1/4" | RED | PVC | MALE |
| 86-QR-MJPRD-06 | 06 | 3/8" | RED | PVC | MALE |

* OTHER COLOURS ALSO AVAILABLE *


QUICK RELEASE COUPLING - FLAT FACE CAP PVC RED



| PART NUMBER | DASH SIZE | BODY SIZE | COLOUR | MATERIAL | COUPLING TO SUIT |
|----------------|-----------|-----------|--------|----------|------------------|
| 86-QR-FFPRD-04 | 04 | 1/4" | RED | PVC | FEMALE |
| 86-QR-FFPRD-06 | 06 | 3/8" | RED | PVC | FEMALE |
| 86-QR-FFPRD-08 | 08 | 1/2" | RED | PVC | FEMALE |
| 86-QR-FFPRD-10 | 10 | 5/8" | RED | PVC | FEMALE |
| 86-QR-FFPRD-12 | 12 | 3/4" | RED | PVC | FEMALE |
| 86-QR-FFPRD-16 | 16 | 1" | RED | PVC | FEMALE |
| 86-QR-MFPRD-04 | 04 | 1/4" | RED | PVC | MALE |
| 86-QR-MFPRD-06 | 06 | 3/8" | RED | PVC | MALE |
| 86-QR-MFPRD-08 | 08 | 1/2" | RED | PVC | MALE |
| 86-QR-MFPRD-10 | 10 | 5/8" | RED | PVC | MALE |
| 86-QR-MFPRD-12 | 12 | 3/4" | RED | PVC | MALE |
| 86-QR-MFPRD-16 | 16 | 1" | RED | PVC | MALE |

* OTHER COLOURS ALSO AVAILABLE *

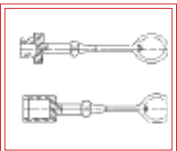
QUICK RELEASE COUPLING - FLAT FACE VEP SCREW TOGETHER PLUG / CAP ALUMINIUM BLACK



| PART NUMBER | DASH SIZE | BODY SIZE | COLOUR | MATERIAL | COUPLING TO SUIT |
|----------------|-----------|-----------|--------|-----------|------------------|
| 86-QR-FVABK-08 | 08 | 1/2" | BLACK | ALUMINIUM | FEMALE |
| 86-QR-FVABK-10 | 10 | 5/8" | BLACK | ALUMINIUM | FEMALE |
| 86-QR-FVABK-12 | 12 | 3/4" | BLACK | ALUMINIUM | FEMALE |
| 86-QR-FVABK-16 | 16 | 1" | BLACK | ALUMINIUM | FEMALE |
| 86-QR-FVABK-24 | 24 | 1-1/2" | BLACK | ALUMINIUM | FEMALE |
| 86-QR-MVABK-08 | 08 | 1/2" | BLACK | ALUMINIUM | MALE |
| 86-QR-MVABK-10 | 10 | 5/8" | BLACK | ALUMINIUM | MALE |
| 86-QR-MVABK-12 | 12 | 3/4" | BLACK | ALUMINIUM | MALE |
| 86-QR-MVABK-16 | 16 | 1" | BLACK | ALUMINIUM | MALE |
| 86-QR-MVABK-24 | 24 | 1-1/2" | BLACK | ALUMINIUM | MALE |

* OTHER COLOURS ALSO AVAILABLE *

QUICK RELEASE COUPLING - POPPET SERIES A PLUG / CAP PVC RED

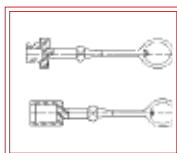


| PART NUMBER | DASH SIZE | BODY SIZE | COLOUR | MATERIAL | COUPLING TO SUIT |
|----------------|-----------|-----------|--------|----------|------------------|
| 86-QR-FAPRD-04 | 04 | 1/4" | RED | PVC | FEMALE |
| 86-QR-FAPRD-06 | 06 | 3/8" | RED | PVC | FEMALE |
| 86-QR-FAPRD-08 | 08 | 1/2" | RED | PVC | FEMALE |
| 86-QR-FAPRD-12 | 12 | 3/4" | RED | PVC | FEMALE |
| 86-QR-FAPRD-16 | 16 | 1" | RED | PVC | FEMALE |
| 86-QR-FAPRD-20 | 20 | 1-1/4" | RED | PVC | FEMALE |
| 86-QR-FAPRD-24 | 24 | 1-1/2" | RED | PVC | FEMALE |
| 86-QR-FAPRD-32 | 32 | 2" | RED | PVC | FEMALE |
| 86-QR-MAPRD-04 | 04 | 1/4" | RED | PVC | MALE |
| 86-QR-MAPRD-06 | 06 | 3/8" | RED | PVC | MALE |
| 86-QR-MAPRD-08 | 08 | 1/2" | RED | PVC | MALE |
| 86-QR-MAPRD-12 | 12 | 3/4" | RED | PVC | MALE |
| 86-QR-MAPRD-16 | 16 | 1" | RED | PVC | MALE |
| 86-QR-MAPRD-20 | 20 | 1-1/4" | RED | PVC | MALE |
| 86-QR-MAPRD-24 | 24 | 1-1/2" | RED | PVC | MALE |
| 86-QR-MAPRD-32 | 32 | 2" | RED | PVC | MALE |

* OTHER COLOURS ALSO AVAILABLE *

HYDRAULIC ACCESSORIES

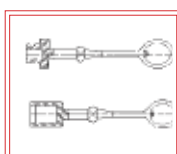
QUICK RELEASE COUPLING - POPPET SERIES B PLUG / CAP PVC RED



| PART NUMBER | DASH SIZE | BODY SIZE | COLOUR | MATERIAL | COUPLING TO SUIT |
|----------------|-----------|-----------|--------|----------|------------------|
| 86-QR-FBPRD-02 | 02 | 1/8" | RED | PVC | FEMALE |
| 86-QR-FBPRD-04 | 04 | 1/4" | RED | PVC | FEMALE |
| 86-QR-FBPRD-06 | 06 | 3/8" | RED | PVC | FEMALE |
| 86-QR-FBPRD-08 | 08 | 1/2" | RED | PVC | FEMALE |
| 86-QR-FBPRD-12 | 12 | 3/4" | RED | PVC | FEMALE |
| 86-QR-FBPRD-16 | 16 | 1" | RED | PVC | FEMALE |
| 86-QR-MBPRD-02 | 02 | 1/8" | RED | PVC | MALE |
| 86-QR-MBPRD-04 | 04 | 1/4" | RED | PVC | MALE |
| 86-QR-MBPRD-06 | 06 | 3/8" | RED | PVC | MALE |
| 86-QR-MBPRD-08 | 08 | 1/2" | RED | PVC | MALE |
| 86-QR-MBPRD-12 | 12 | 3/4" | RED | PVC | MALE |
| 86-QR-MBPRD-16 | 16 | 1" | RED | PVC | MALE |

* OTHER COLOURS ALSO AVAILABLE *

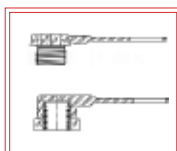
QUICK RELEASE COUPLING - 4000/NV/NS INTERCHANGE PLUG / CAP PVC RED



| PART NUMBER | DASH SIZE | BODY SIZE | COLOUR | MATERIAL | COUPLING TO SUIT |
|----------------|-----------|-----------|--------|----------|------------------|
| 86-QR-FNPRD-04 | 04 | 1/4" | RED | PVC | FEMALE |
| 86-QR-FNPRD-06 | 06 | 3/8" | RED | PVC | FEMALE |
| 86-QR-FNPRD-08 | 08 | 1/2" | RED | PVC | FEMALE |
| 86-QR-FNPRD-12 | 12 | 3/4" | RED | PVC | FEMALE |
| 86-QR-FNPRD-16 | 16 | 1" | RED | PVC | FEMALE |
| 86-QR-MNPRD-04 | 04 | 1/4" | RED | PVC | MALE |
| 86-QR-MNPRD-06 | 06 | 3/8" | RED | PVC | MALE |
| 86-QR-MNPRD-08 | 08 | 1/2" | RED | PVC | MALE |
| 86-QR-MNPRD-12 | 12 | 3/4" | RED | PVC | MALE |
| 86-QR-MNPRD-16 | 16 | 1" | RED | PVC | MALE |

* OTHER COLOURS ALSO AVAILABLE *

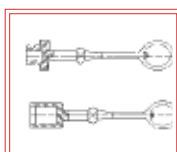
QUICK RELEASE COUPLING - POPPET SCREW TOGETHER CAP / PLUG PVC RED



| PART NUMBER | DASH SIZE | BODY SIZE | COLOUR | MATERIAL | COUPLING TO SUIT |
|----------------|-----------|-----------|--------|----------|------------------|
| 86-QR-FSPRD-04 | 04 | 1/4" | RED | PVC | FEMALE |
| 86-QR-FSPRD-06 | 06 | 3/8" | RED | PVC | FEMALE |
| 86-QR-FSPRD-08 | 08 | 1/2" | RED | PVC | FEMALE |
| 86-QR-FSPRD-12 | 12 | 3/4" | RED | PVC | FEMALE |
| 86-QR-FSPRD-16 | 16 | 1" | RED | PVC | FEMALE |
| 86-QR-MSPRD-04 | 04 | 1/4" | RED | PVC | MALE |
| 86-QR-MSPRD-06 | 06 | 3/8" | RED | PVC | MALE |
| 86-QR-MSPRD-08 | 08 | 1/2" | RED | PVC | MALE |
| 86-QR-MSPRD-12 | 12 | 3/4" | RED | PVC | MALE |
| 86-QR-MSPRD-16 | 16 | 1" | RED | PVC | MALE |

* OTHER COLOURS ALSO AVAILABLE *

QUICK RELEASE COUPLING - POPPET TEMA PLUG / CAP PVC BLACK

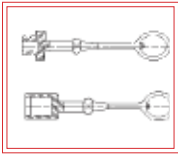


| PART NUMBER | DASH SIZE | BODY SIZE | COLOUR | MATERIAL | COUPLING TO SUIT |
|----------------|-----------|-----------|--------|----------|------------------|
| 86-QR-FTPBK-08 | 08 | 1/2" | BLACK | PVC | FEMALE |
| 86-QR-FTPBK-12 | 12 | 3/4" | BLACK | PVC | FEMALE |
| 86-QR-FTPBK-16 | 16 | 1" | BLACK | PVC | FEMALE |
| 86-QR-MTPBK-08 | 08 | 1/2" | BLACK | PVC | MALE |
| 86-QR-MTPBK-12 | 12 | 3/4" | BLACK | PVC | MALE |
| 86-QR-MTPBK-16 | 16 | 1" | BLACK | PVC | MALE |

* OTHER COLOURS ALSO AVAILABLE *

HYDRAULIC ACCESSORIES

QUICK RELEASE COUPLING - PBR TRUCK COUPLING PLUG / CAP PVC RED



| PART NUMBER | DASH SIZE | BODY SIZE | COLOUR | MATERIAL | COUPLING TO SUIT |
|----------------|-----------|-----------|--------|----------|------------------|
| 86-QR-FPPRD-16 | 16 | 1" | BLACK | PVC | FEMALE |
| 86-QR-MPPRD-16 | 16 | 1" | BLACK | PVC | MALE |

* OTHER COLOURS ALSO AVAILABLE *

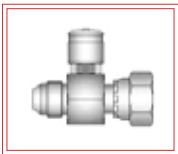
TE - TEST POINT COUPLINGS

TEST POINT COUPLING - TEST 20 M16X2.0 - MALE THREAD



| PART NUMBER | TEST POINT | THREAD TYPE | DASH SIZE | THREAD SIZE |
|------------------|------------|-------------|-----------|-------------|
| 86-TE-M12-BPM-04 | M12 | BSPP | 04 | 1/4"-19 |
| 86-TE-M16-BPM-02 | M16 | BSPP | 02 | 1/8"-28 |
| 86-TE-M16-BPM-04 | M16 | BSPP | 04 | 1/4"-19 |
| 86-TE-M16-BPM-06 | M16 | BSPP | 06 | 3/8"-19 |
| 86-TE-M16-BPM-08 | M16 | BSPP | 08 | 1/2"-14 |
| 86-TE-M16-BTM-02 | M16 | BSPT | 02 | 1/8"-28 |
| 86-TE-M16-BTM-06 | M16 | BSPT | 06 | 3/8"-19 |
| 86-TE-M16-MPM-12 | M16 | METRIC | 12 | 12x1.5 |
| 86-TE-M16-MPM-14 | M16 | METRIC | 14 | 14x1.5 |
| 86-TE-M16-MPM-16 | M16 | METRIC | 16 | 16x1.5 |
| 86-TE-M16-NPM-06 | M16 | NPT | 06 | 3/8"-18 |
| 86-TE-M16-UNM-08 | M16 | UNM | 08 | 3/4"-16 |

TEST POINT COUPLING - TEST 20 INLINE M16X2.0 - JIC MALE / TEST POINT / JIC FEMALE TEE



| PART NUMBER | TEST POINT | THREAD TYPE | DASH SIZE | THREAD SIZE | DASH SIZE | THREAD SIZE |
|-------------------------|------------|-------------|-----------|-------------|-----------|-------------|
| 86-TE-M16-JCM-JCFX-0404 | M16 | JIC | 04 | 7/16"-20 | 04 | 04 |
| 86-TE-M16-JCM-JCFX-0606 | M16 | JIC | 06 | 9/16"-18 | 06 | 06 |
| 86-TE-M16-JCM-JCFX-0808 | M16 | JIC | 08 | 3/4"-16 | 08 | 08 |
| 86-TE-M16-JCM-JCFX-1010 | M16 | JIC | 10 | 7/8"-14 | 10 | 10 |
| 86-TE-M16-JCM-JCFX-1212 | M16 | JIC | 12 | 1-1/16"-12 | 12 | 12 |
| 86-TE-M16-JCM-JCFX-1616 | M16 | JIC | 16 | 1-5/16"-12 | 16 | 16 |

HT - HYDRAULIC TUBE

HYDRAULIC TUBE - IMPERIAL SEAMLESS TUBE



| PART NUMBER | TUBE OD | GAUGE | WALL THICKNESS (MM) | WORKING PRESSURE PSI |
|-----------------|---------|-------|---------------------|----------------------|
| 84-HT-IMST-0420 | 1/4" | 20 | 1 | 6440 |
| 84-HT-IMST-0616 | 3/8" | 16 | 1.63 | 5200 |
| 84-HT-IMST-0816 | 1/2" | 16 | 1.63 | 3900 |
| 84-HT-IMST-1016 | 5/8" | 16 | 1.63 | 3100 |
| 84-HT-IMST-1216 | 3/4" | 16 | 1.63 | 2600 |
| 84-HT-IMST-1616 | 1" | 16 | 1.63 | 1800 |


HI - HOSE IDENTIFICATION - HEAT SHRINK

HOSE IDENTIFICATION - HEAT SHRINK ADHESIVE BLACK - 1.2M



| PART NUMBER | OD | SHRINK OD |
|----------------|-----|-----------|
| 88-HI-HABK-019 | 19 | 6 |
| 88-HI-HABK-024 | 24 | 8 |
| 88-HI-HABK-040 | 40 | 13 |
| 88-HI-HABK-055 | 55 | 16 |
| 88-HI-HABK-075 | 75 | 22 |
| 88-HI-HABK-115 | 115 | 34 |

HOSE IDENTIFICATION - HEAT SHRINK BLUE / CLEAR / RED




| BLUE PART NUMBER | CLEAR PART NUMBER | RED PART NUMBER | OD | SHRINK OD |
|------------------|-------------------|-----------------|-----|-----------|
| 88-HI-HSBL-020 | 88-HI-HSCL-020 | 88-HI-HSRD-020 | 20 | 10 |
| 88-HI-HSBL-025 | 88-HI-HSCL-025 | 88-HI-HSRD-025 | 25 | 13 |
| 88-HI-HSBL-040 | 88-HI-HSCL-040 | 88-HI-HSRD-040 | 40 | 20 |
| 88-HI-HSBL-050 | 88-HI-HSCL-050 | 88-HI-HSRD-050 | 50 | 25 |
| 88-HI-HSBL-080 | - | 88-HI-HSRD-080 | 80 | 40 |
| 88-HI-HSBL-100 | - | 88-HI-HSRD-100 | 100 | 50 |
| 88-HI-HSBL-120 | - | 88-HI-HSRD-120 | 120 | 60 |

* ALSO AVAILABLE IN GREEN, WHITE & YELLOW *

HP - HOSE PROTECTION

HOSE PROTECTION - ARMOUR WIRE STEEL



| PART NUMBER | ID (MM) | GAUGE | PITCH (MM) | GUIDE FOR HYDRAULIC HOSE APPLICATION |
|----------------|---------|-------|------------|--|
| 88-HP-AWST-014 | 14.0 | 14 | 5.5 | 1SN-03 / 1SN-04 / 2SN-03 / R16-04 |
| 88-HP-AWST-018 | 17.5 | 14 | 5.5 | 1SN-05 / 2SN-04 / 2SN-05 / R16-05 |
| 88-HP-AWST-019 | 18.5 | 14 | 5.5 | 1SN-06 / R16-06 |
| 88-HP-AWST-022 | 21.5 | 14 | 5.5 | 1SN-08 / 2SN-06 / R16-08 / XCP45-06 / EXUT4-06 |
| 88-HP-AWST-024 | 23.5 | 14 | 5.5 | 2SN-08 / XCP55-06 / XCP65-06 / EXUT5/6-06 |
| 88-HP-AWST-025 | 24.5 | 14 | 5.5 | 1SN-10 / R16-10 / XCP45-08 / EXUT4-08 |
| 88-HP-AWST-027 | 26.5 | 14 | 5.5 | 2SN-10 / XCP55-08 / XCP65-08 / EXUT5/6-08 |
| 88-HP-AWST-029 | 28.5 | 14 | 5 | 1SN-12 / R16-12 / XCP45-10 / XCP55-10 / EXUT4/5-10 |
| 88-HP-AWST-033 | 32.5 | 11 | 5.5 | 2SN-12 / XCP45-12 / XCP55-12 / XCP65-10 / XCP65-12 / EXUT4/5/6-12 / EXUT6-10 |
| 88-HP-AWST-034 | 34.0 | 11 | 9 | - |
| 88-HP-AWST-040 | 40.0 | 11 | 9 | 1SN-16 / 2SN-16 / R16-16 / XCP45-16 / XCP55-16 / XCP65-16 / EXUT4/5/6-16 |
| 88-HP-AWST-042 | 41.5 | 11 | 9 | - |
| 88-HP-AWST-047 | 47.0 | 11 | 10.5 | 1SN-20 / R16-20 / XCP45-20 / XCP55-20 / EXUT4/5-20 |
| 88-HP-AWST-051 | 50.5 | 11 | 10.32 | 1SN-24 / 2SN-20 / XCP65-20 / EXUT6-20 |
| 88-HP-AWST-054 | 53.5 | 11 | 10.5 | XCP45-24 |
| 88-HP-AWST-059 | 58.7 | 11 | 10.5 | 2SN-24 / XCP55-24 / XCP65-24 / EXUT5/6-24 |
| 88-HP-AWST-069 | 68.3 | 11 | 10.5 | 1SN-32 / 2SN-32 / XCP45-32 / EXUT4-32 |

* ONLY SOLD IN 5 METRE INCREMENTS *

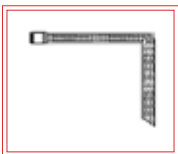
* PLEASE NOTE THIS IS ONLY A GUIDE *

HOSE PROTECTION - BEND RESTRICTOR



| PART NUMBER | SIZE | LENGTH (MM) | COLOUR |
|---------------|-------|-------------|--------|
| 88-HP-BRBK-04 | 1/4" | 150 | BLACK |
| 88-HP-BRBK-06 | 3/8" | 150 | BLACK |
| 88-HP-BRBL-04 | 1/4" | 150 | BLUE |
| 88-HP-BRBL-05 | 5/16" | 150 | BLUE |
| 88-HP-BRBL-06 | 3/8" | 150 | BLUE |
| 88-HP-BRBL-08 | 1/2" | 150 | BLUE |

HOSE PROTECTION - HOSE BUNCH BINDER & STRAPS



| PART NUMBER | DESCRIPTION | WIDTH (MM) | LENGTH (MM) | COLOUR |
|-----------------|--------------------------------|------------|-------------|--------|
| 88-HP-BBST-750 | S/S BUNCH BINDER | - | - | BLACK |
| 88-HP-BBRS-750 | BUNCH BINDER REPLACEMENT STRAP | - | - | BLACK |
| 88-HP-BSFB-400 | BUNCH STRAP FRAS | 25 | 400 | BLACK |
| 88-HP-BSFB-800 | BUNCH STRAP FRAS | 25 | 800 | BLACK |
| 88-HP-BSFB-1500 | BUNCH STRAP FRAS | 25 | 1,500 | BLACK |
| 88-HP-BSSB-400 | BUNCH STRAP STANDARD | 25 | 400 | BLACK |
| 88-HP-BSSB-600 | BUNCH STRAP STANDARD | 25 | 600 | BLACK |
| 88-HP-BSSB-800 | BUNCH STRAP STANDARD | 25 | 800 | BLACK |
| 88-HP-BSSB-1500 | BUNCH STRAP STANDARD | 25 | 1,500 | BLACK |
| 88-HP-BSSB-5000 | BUNCH STRAP STANDARD | 25 | 5,000 | BLACK |

HOSE PROTECTION - STAINLESS STEEL CRIMP COLLARS



| PART NUMBER | ID (MM) | WIDTH (MM) | GUIDE FOR HYDRAULIC HOSE APPLICATION |
|----------------|---------|------------|--|
| 88-HP-CCSS-022 | 22.2 | 20 | 1SN-03,04,05,06 / 2SN-03,04 / R16-04,05,06 |
| 88-HP-CCSS-029 | 28.8 | 25 | 1SN-08,10 / 2SN-06,08,10 / R16-08,10 / XCP4S-06,08 / XCP5S-06,08 / XCP6S-08 / EXUT4/5/6-08 |
| 88-HP-CCSS-035 | 34.8 | 25 | 1SN-12 / 2SN-12 / R16-12 / XCP4S-10,12 / XCP5S-10,12 / XCP6S-10,12 / EXUT4/5/6-10,12 |
| 88-HP-CCSS-039 | 39.0 | 25 | 1SN-16 / R16-16 |
| 88-HP-CCSS-041 | 41.2 | 30 | 2SN-16 / XCP4S-16 / XCP5S-16 / XCP6S-16 / EXUT4/5/6-16 |
| 88-HP-CCSS-046 | 46.0 | 30 | 1SN-20 / R16-20 |
| 88-HP-CCSS-054 | 53.9 | 30 | 1SN-24 / 2SN-20 / XCP4S-20 / XCP5S-20 / XCP6S-20 / EXUT4/5/6-20 |

* PLEASE NOTE THIS IS ONLY A GUIDE *

HOSE PROTECTION - FIRE SLEEVE SILICONE JACKET RED



| PART NUMBER | ID (MM) | COIL LENGTH | GUIDE FOR HYDRAULIC HOSE APPLICATION |
|----------------|---------|-------------|--|
| 88-HP-FSRD-015 | 15.0 | 20 | 1SN-03 / 1SN-04 / 2SN-03 / R16-04 |
| 88-HP-FSRD-020 | 20.0 | 20 | 1SN-05 / 1SN-06 / 2SN-04 / 2SN-05 / R16-05 / R16-06 |
| 88-HP-FSRD-025 | 25.0 | 20 | 1SN-08 / 2SN-06 / 2SN-08 / R16-08 / XCP4S-06 / XCP5S-06 / XCP6S-06 / EXUT4/5/6-06 |
| 88-HP-FSRD-030 | 30.0 | 20 | 1SN-10 / 2SN-10 / R16-10 / XCP4S-08 / XCP5S-08 / XCP6S-08 / EXUT4/5/6-08 |
| 88-HP-FSRD-035 | 35.0 | 20 | 1SN-12 / 2SN-12 / R16-12 / XCP4S-10,12 / XCP5S-10 / XCP6S-10 / EXUT4-10,12 / EXUT5/6-10 |
| 88-HP-FSRD-040 | 40.0 | 20 | 1SN-16 / R16-16 / XCP5S-12 / XCP6S-12 / EXUT5-12 / EXUT6-12 |
| 88-HP-FSRD-050 | 50.0 | 20 | 2SN-20 / 2SN-16 / R16-20 / XCP4S-16,20 / XCP5S-16,20 / XCP6S-16 / EXUT4/5-16,20 / EXUT6-16 |
| 88-HP-FSRD-060 | 60.0 | 20 | 1SN-24 / 2SN-20 / 2SN-24 / XCP4S-24 / XCP5S-20 / EXUT4-24 / EXUT5-20 |
| 88-HP-FSRD-070 | 70.0 | 20 | 1SN-32 / 2SN-32 / XCP5S-24 / XCP6S-24 / EXUT5/6-24 |
| 88-HP-FSRD-075 | 75.0 | 20 | XCP4S-32 / XCP5S-32 / EXUT4/5-32 |

* PLEASE NOTE THIS IS ONLY A GUIDE *

HYDRAULIC ACCESSORIES

HOSE PROTECTION - SPIRAL GUARD FRAS BLACK & RED




| BLACK PART NUMBER | RED PART NUMBER | ID (MM) | BOX QTY | GUIDE FOR HYDRAULIC HOSE APPLICATION |
|-------------------|-----------------|---------|---------|---|
| 88-HP-SFBK-016 | 88-HP-SFRD-016 | 16 | 20 | 1SN-06 / 2SN-05 / 2SN-06 / R16-06 |
| 88-HP-SFBK-020 | 88-HP-SFRD-020 | 20 | 20 | 1SN-08,10 / 2SN-08,10 / R16-08,10 / XCP4S/5S/6S-06,08 / EXUT4/5/6-06,08 |
| 88-HP-SFBK-025 | 88-HP-SFRD-025 | 25 | 20 | 1SN-12 / 2SN-12 / R16-12 / XCP4S/5S/6S-10,12 / EXUT4/5/6-10,12 |
| 88-HP-SFBK-032 | 88-HP-SFRD-032 | 32 | 20 | 1SN-16 / 2SN-16 / R16-16 / XCP4S/5S/6S-16 / EXUT4/5/6-16 |
| 88-HP-SFBK-040 | 88-HP-SFRD-040 | 40 | 20 | 1SN-20 / 2SN-20 / R16-20 / XCP4S/5S/6S-20 / EXUT4/5/6-20 |
| 88-HP-SFBK-050 | 88-HP-SFRD-050 | 50 | 20 | 1SN-24 / 2SN-24 / XCP4S-24 / XCP5S-24 / XCP6S-24 / EXUT4/5/6-24 |
| 88-HP-SFBK-063 | 88-HP-SFRD-063 | 63 | 20 | 1SN-32 / 2SN-32 / XCP4S-32 / XCP5S-32 / EXUT4/5-32 |
| 88-HP-SFBK-075 | 88-HP-SFRD-075 | 75 | 20 | - |
| 88-HP-SFBK-090 | 88-HP-SFRD-090 | 90 | 20 | - |
| 88-HP-SFBK-110 | 88-HP-SFRD-110 | 110 | 10 | - |
| 88-HP-SFBK-130 | - | 130 | 10 | - |

* ONLY SOLD IN BOX QUANTITIES *

* PLEASE NOTE THIS IS ONLY A GUIDE *

HOSE PROTECTION - SPIRAL GUARD BLACK & RED



| BLACK PART NUMBER | RED PART NUMBER | ID (MM) | BOX QTY | GUIDE FOR HYDRAULIC HOSE APPLICATION |
|-------------------|-----------------|---------|---------|---|
| 88-HP-SGBK-012 | 88-HP-SGRD-012 | 12 | 20 | 1SN-03,04,05 / 2SN-03,04 / R16-04,05 |
| 88-HP-SGBK-016 | 88-HP-SGRD-016 | 16 | 20 | 1SN-06 / 2SN-05 / 2SN-06 / R16-06 |
| 88-HP-SGBK-020 | 88-HP-SGRD-020 | 20 | 20 | 1SN-08,10 / 2SN-08,10 / R16-08,10 / XCP4S/5S/6S-06,08 / EXUT4/5/6-06,08 |
| 88-HP-SGBK-025 | 88-HP-SGRD-025 | 25 | 20 | 1SN-12 / 2SN-12 / R16-12 / XCP4S/5S/6S-10,12 / EXUT4/5/6-10,12 |
| 88-HP-SGBK-032 | 88-HP-SGRD-032 | 32 | 20 | 1SN-16 / 2SN-16 / R16-16 / XCP4S/5S/6S-16 / EXUT4/5/6-16 |
| 88-HP-SGBK-040 | 88-HP-SGRD-040 | 40 | 20 | 1SN-20 / 2SN-20 / R16-20 / XCP4S/5S/6S-20 / EXUT4/5/6-20 |
| 88-HP-SGBK-050 | 88-HP-SGRD-050 | 50 | 20 | 1SN-24 / 2SN-24 / XCP4S-24 / XCP5S-24 / XCP6S-24 / EXUT4/5/6-24 |
| 88-HP-SGBK-063 | 88-HP-SGRD-063 | 63 | 20 | 1SN-32 / 2SN-32 / XCP4S-32 / XCP5S-32 / EXUT4/5-32 |
| 88-HP-SGBK-075 | 88-HP-SGRD-075 | 75 | 20 | - |
| 88-HP-SGBK-090 | 88-HP-SGRD-090 | 90 | 20 | - |
| 88-HP-SGBK-110 | 88-HP-SGRD-110 | 110 | 10 | - |
| 88-HP-SGBK-130 | - | 130 | 10 | - |

* ONLY SOLD IN BOX QUANTITIES *

* PLEASE NOTE THIS IS ONLY A GUIDE *

HOSE PROTECTION - SPIRAL GUARD BLUE / GREEN / ORANGE / WHITE / YELLOW



| BLUE PART NUMBER | GREEN PART NUMBER | ORANGE PART NUMBER | WHITE PART NUMBER | YELLOW PART NUMBER |
|------------------|-------------------|--------------------|-------------------|--------------------|
| 88-HP-SGBL-012 | 88-HP-SGGR-012 | 88-HP-SGOR-012 | 88-HP-SGWH-012 | 88-HP-SGYL-012 |
| 88-HP-SGBL-016 | 88-HP-SGGR-016 | 88-HP-SGOR-016 | 88-HP-SGWH-016 | 88-HP-SGYL-016 |
| 88-HP-SGBL-020 | 88-HP-SGGR-020 | 88-HP-SGOR-020 | 88-HP-SGWH-020 | 88-HP-SGYL-020 |
| 88-HP-SGBL-025 | 88-HP-SGGR-025 | 88-HP-SGOR-025 | 88-HP-SGWH-025 | 88-HP-SGYL-025 |
| 88-HP-SGBL-032 | 88-HP-SGGR-032 | 88-HP-SGOR-032 | 88-HP-SGWH-032 | 88-HP-SGYL-032 |
| 88-HP-SGBL-040 | 88-HP-SGGR-040 | 88-HP-SGOR-040 | 88-HP-SGWH-040 | 88-HP-SGYL-040 |
| 88-HP-SGBL-050 | 88-HP-SGGR-050 | 88-HP-SGOR-050 | 88-HP-SGWH-050 | 88-HP-SGYL-050 |
| 88-HP-SGBL-063 | 88-HP-SGGR-063 | 88-HP-SGOR-063 | 88-HP-SGWH-063 | 88-HP-SGYL-063 |
| 88-HP-SGBL-075 | 88-HP-SGGR-075 | 88-HP-SGOR-075 | 88-HP-SGWH-075 | 88-HP-SGYL-075 |
| 88-HP-SGBL-090 | 88-HP-SGGR-090 | 88-HP-SGOR-090 | 88-HP-SGWH-090 | 88-HP-SGYL-090 |
| 88-HP-SGBL-110 | 88-HP-SGGR-110 | 88-HP-SGOR-110 | 88-HP-SGWH-110 | 88-HP-SGYL-110 |

* ONLY SOLD IN BOX QUANTITIES *

* PLEASE USE BLACK & RED DETAILS FOR HYDRAULIC HOSE APPLICATION*

HOSE PROTECTION - SPIRAL GUARD FIRE RETARDANT BLACK & RED




| BLACK PART NUMBER | RED PART NUMBER | ID (MM) | BOX QTY | GUIDE FOR HYDRAULIC HOSE APPLICATION |
|-------------------|-----------------|---------|---------|---|
| 88-HP-SRBK-012 | 88-HP-SRRD-012 | 12 | 20 | 1SN-03,04,05 / 2SN-03,04 / R16-04,05 |
| 88-HP-SRBK-016 | 88-HP-SRRD-016 | 16 | 20 | 1SN-06 / 2SN-05 / 2SN-06 / R16-06 |
| 88-HP-SRBK-020 | 88-HP-SRRD-020 | 20 | 20 | 1SN-08,10 / 2SN-08,10 / R16-08,10 / XCP4S/5S/6S-06,08 / EXUT4/5/6-06,08 |
| 88-HP-SRBK-025 | 88-HP-SRRD-025 | 25 | 20 | 1SN-12 / 2SN-12 / R16-12 / XCP4S/5S/6S-10,12 / EXUT4/5/6-10,12 |
| 88-HP-SRBK-032 | 88-HP-SRRD-032 | 32 | 20 | 1SN-16 / 2SN-16 / R16-16 / XCP4S/5S/6S-16 / EXUT4/5/6-16 |
| 88-HP-SRBK-040 | 88-HP-SRRD-040 | 40 | 20 | 1SN-20 / 2SN-20 / R16-20 / XCP4S/5S/6S-20 / EXUT4/5/6-20 |
| 88-HP-SRBK-050 | 88-HP-SRRD-050 | 50 | 20 | 1SN-24 / 2SN-24 / XCP4S-24 / XCP5S-24 / XCP6S-24 / EXUT4/5/6-24 |
| 88-HP-SRBK-063 | 88-HP-SRRD-063 | 63 | 20 | 1SN-32 / 2SN-32 / XCP4S-32 / XCP5S-32 / EXUT4/5-32 |
| 88-HP-SRBK-075 | 88-HP-SRRD-075 | 75 | 20 | - |
| 88-HP-SRBK-090 | 88-HP-SRRD-090 | 90 | 20 | - |
| 88-HP-SRBK-110 | 88-HP-SRRD-110 | 110 | 10 | - |
| 88-HP-SRBK-130 | - | 130 | 10 | - |

* ONLY SOLD IN BOX QUANTITIES *

* PLEASE NOTE THIS IS ONLY A GUIDE *

HOSE PROTECTION - SLEEVE MSHA BLACK & RED



| BLACK PART NUMBER | RED PART NUMBER | ID (MM) | FLAT (MM) | GUIDE FOR HYDRAULIC HOSE APPLICATION |
|-------------------|-----------------|---------|-----------|---|
| 88-HP-SLBK-020 | 88-HP-SLRD-020 | 18 | 32 | 1SN-03,04,05 / 2SN-03,04 / R16-04,05 |
| 88-HP-SLBK-025 | 88-HP-SLRD-025 | 23 | 40 | 1SN-06 / 2SN-05 / 2SN-06 / R16-06 |
| 88-HP-SLBK-031 | 88-HP-SLRD-031 | 29 | 49 | 1SN-08,10 / 2SN-08,10 / R16-08,10 / XCP4S/5S/6S-06,08 / EXUT4/5/6-06,08 |
| 88-HP-SLBK-036 | 88-HP-SLRD-036 | 36 | 56 | 1SN-12 / 2SN-12 / R16-12 / XCP4S/5S/6S-10,12 / EXUT4/5/6-10,12 |
| 88-HP-SLBK-040 | 88-HP-SLRD-040 | 40 | 63 | 1SN-16 / R16-16 |
| 88-HP-SLBK-045 | 88-HP-SLRD-045 | 45 | 72 | 2SN-16 / XCP4S-16 / XCP5S-16 / XCP6S-16 / EXUT4/5/6-16 |
| 88-HP-SLBK-055 | 88-HP-SLRD-055 | 56 | 88 | 1SN-20 / 2SN-20 / R16-20 / XCP4S/5S/6S-20 / EXUT4/5/6-20 |
| 88-HP-SLBK-065 | 88-HP-SLRD-065 | 63 | 105 | 1SN-24 / 2SN-24 / XCP4S-24 / XCP5S-24 / XCP6S-24 / EXUT4/5/6-24 |
| 88-HP-SLBK-071 | 88-HP-SLRD-071 | 71 | 115 | 1SN-32 / 2SN-32 |
| 88-HP-SLBK-085 | 88-HP-SLRD-085 | 85 | 136 | XCP4S-32 / XCP5S-32 / EXUT4/5-32 |
| 88-HP-SLBK-093 | 88-HP-SLRD-093 | 93 | 146 | - |
| 88-HP-SLBK-110 | 88-HP-SLRD-110 | 110 | 176 | - |
| 88-HP-SLBK-150 | 88-HP-SLRD-150 | 150 | 236 | - |
| 88-HP-SLBK-180 | 88-HP-SLRD-180 | 180 | 283 | - |

* 50 METRE COILS *

* PLEASE NOTE THIS IS ONLY A GUIDE *



iMOTION

Delivering a world-class customer-first approach providing excellence and expertise in industrial products, solutions and services.

iMOTION
FLUID POWER SOLUTIONS

Specialists in Fluid Power Solutions tailored to keep your equipment moving.

iMOTION
ENGINEERING & SERVICES

Specialist design and engineering, manufacturing, repair and maintenance services.

Anytime. Anywhere.
Always Here.™



Find a location near you!

Scan the QR Code to find out more
or visit Motion.com.au